

MUNICIPAL SUSTAINABILITY INITIATIVE – OPERATING
2016 Report on Government-Wide Objectives for
Municipal Grant Funding

As of January 9, 2018

CONTENTS

Introduction	1
Government-Wide Objectives	2
Spending Estimates	
City	5
Specialized Municipality	7
Municipal District	8
Town	14
Village	26
Summer Village	39
Improvement District	44
Special Area	45
Métis Settlement	46
Other	47

Introduction

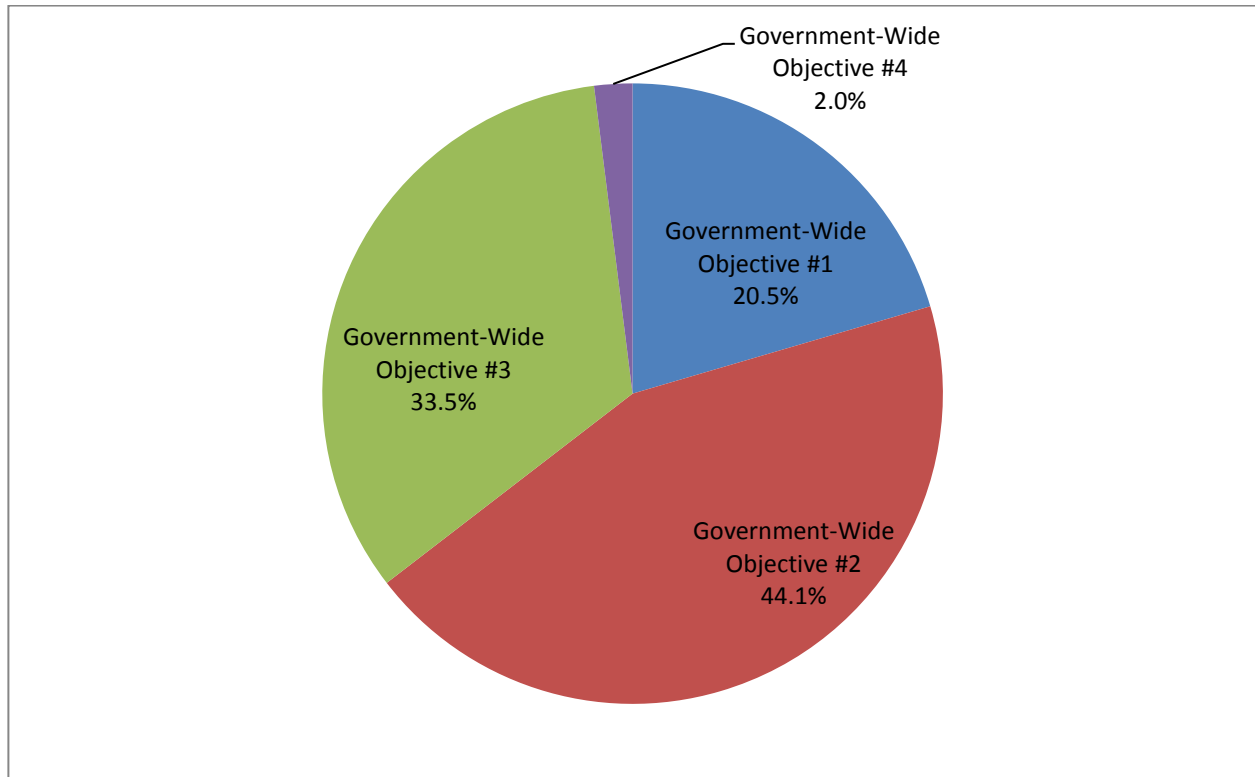
The Municipal Sustainability Initiative (MSI) operating program supports qualifying operating expenses of municipalities relating to planning activities, capacity building, municipal services, and support to non-profit organizations. Eligible projects include: the development of community sustainability plans and municipal statutory or land use plans; infrastructure planning and management systems; support for shared service arrangements with other municipalities; operational support for municipal services such as emergency preparedness or recreation services; the acquisition or construction of small capital assets; upgrading municipal buildings; and purchasing attachments for heavy-duty road maintenance equipment.

A municipality submits an annual operating spending plan to Municipal Affairs outlining its plans for the expenditure of its current MSI operating allocation and any carry-forward funding from the previous year, within the functional categories on the operating spending plan form.

Government-Wide Objectives for Municipal Grant Funding

Municipalities are required to direct MSI operating funding toward four government-wide objectives for municipal grant funding and their related functional categories. Provided in this report are summaries of how Alberta's municipalities planned to spend their MSI operating funding using the four government-wide objectives. Information contained in individual operating spending plans is also provided by municipality and organized by status type.

MSI operating funding (2016): A summary of how municipalities planned to spend their grant dollars by government-wide objective



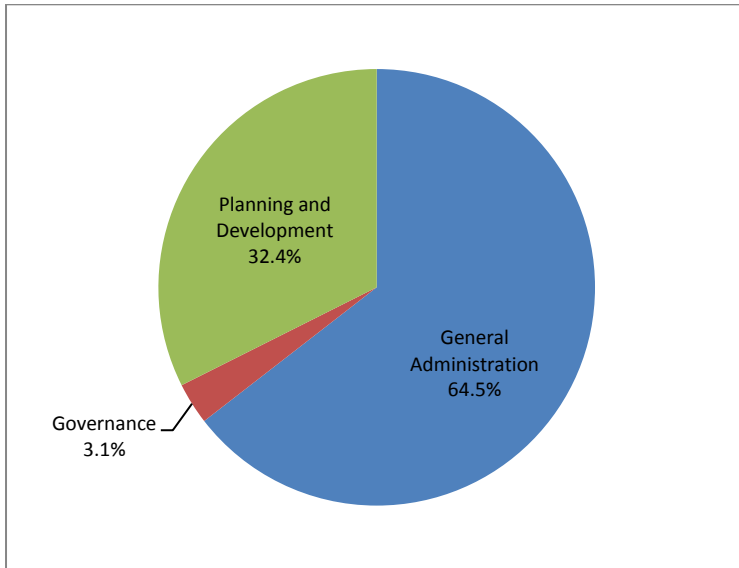
Government-Wide Objective #1 - To support initiatives that promote the viability and long-term sustainability of municipalities.

Government- Wide Objective #2 - To support the maintenance of safe, healthy and vibrant communities.

Government-Wide Objective #3 - To support the development and maintenance of core municipal infrastructure to meet existing and changing municipal needs.

Government-Wide Objective #4 - To support capacity building within municipalities.

Government-Wide Objective #1 - To support initiatives that promote the viability and long-term sustainability of municipalities.

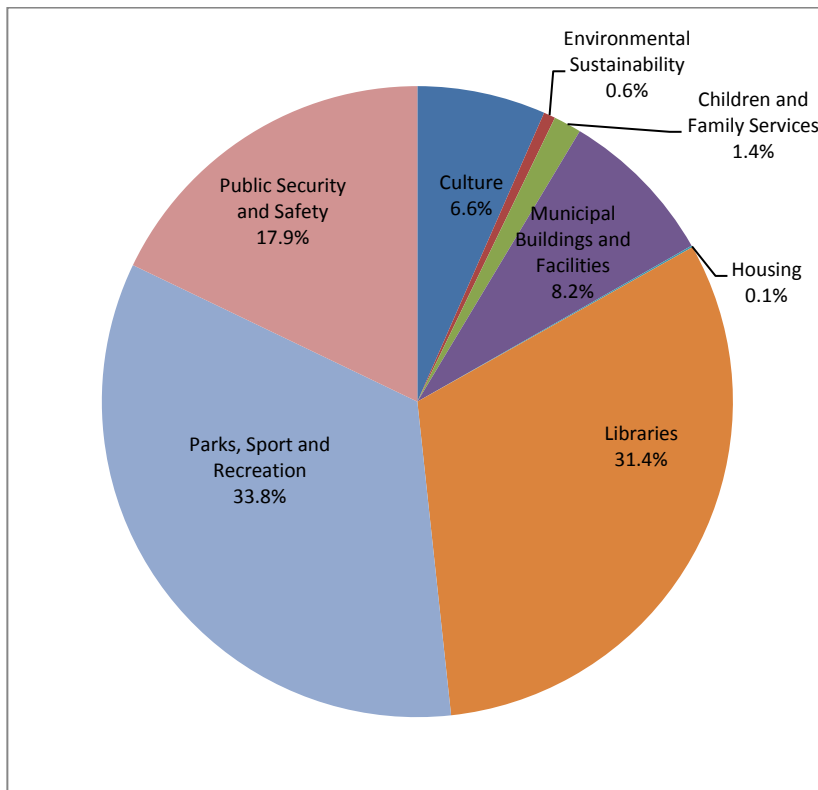


General Administration: Activities that provide for the overall operation of the municipality and are common to, or affect all of the services provided by the municipality.

Governance: Activities that support the ongoing management of the municipality through its elected officials.

Planning and Development: Activities that contribute to land use planning, integrated community sustainability planning, or to the economic diversification of the municipality.

Government- Wide Objective #2 - To support the maintenance of safe, healthy and vibrant communities.



Culture: Activities that support and promote the development of arts and culture within the municipality.

Children and Family Services: Activities that support social programming for people in need, children, families, and seniors.

Environmental Sustainability: Activities that support the protection of the environment.

Housing: Activities that support affordable housing and supportive living options for seniors, low-income families and those with special needs.

Libraries: Activities that support library programming and associated facilities.

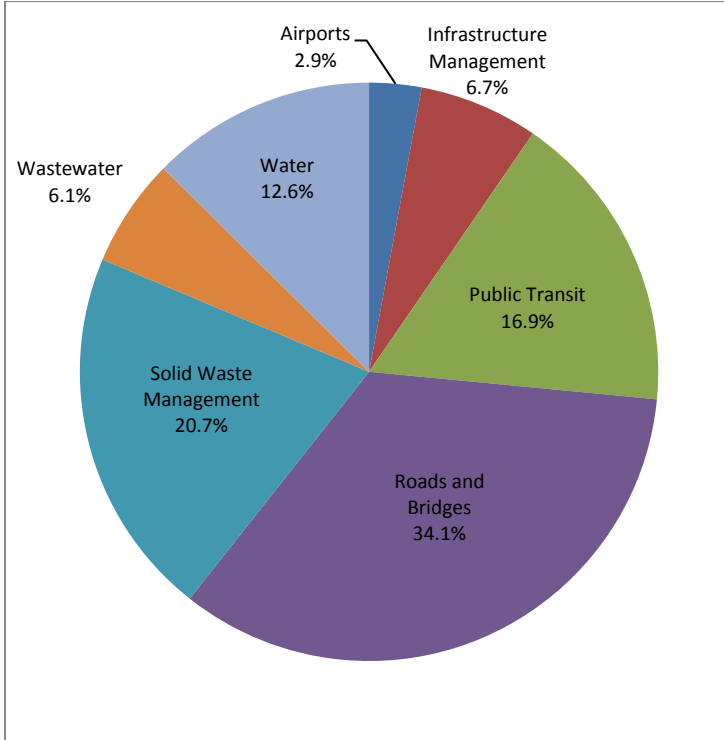
Municipal Buildings and Facilities: Buildings and facilities that are necessary to the overall operation of the municipality and that are common to the services provided by the municipality.

Parks, Sport and Recreation: Activities related to the development and operation of facilities and related programming for recreational opportunities such as sports and parks.

Public Security and Safety: Activities related to the reduction of crime and the promotion of safe and secure communities.

Percentages may not add to 100% due to rounding.

Government-Wide Objective #3 - To support the development and maintenance of core municipal infrastructure to meet existing and changing municipal needs.



Airports: Activities related to air transportation services.

Infrastructure Management: Activities that support systematic infrastructure planning and management.

Public Transit: Activities related to the provision of public transit services.

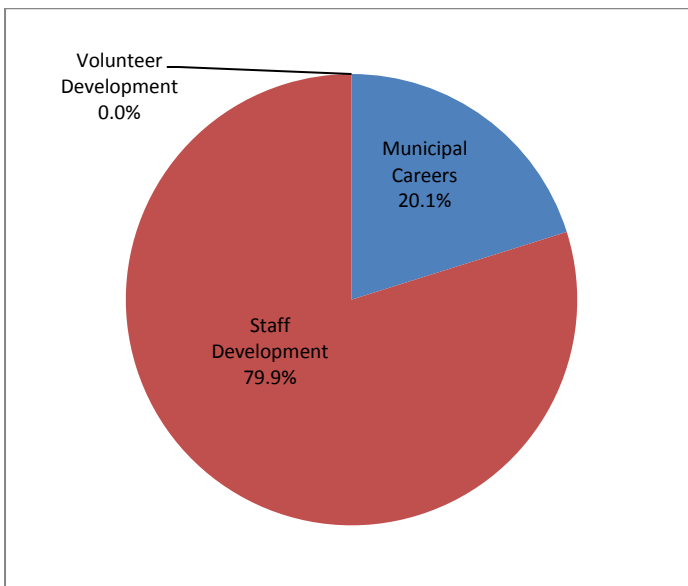
Roads and Bridges: Activities related to the construction and maintenance of roadways, bridges, and related structures.

Solid Waste Management: Activities related to the collection and management of garbage and other waste material.

Wastewater: Activities related to the collection or removal, treatment, and disposal of sanitary sewage.

Water: Activities related to acquiring, treating, and supplying water.

Government-Wide Objective #4 - To support capacity-building within municipalities.



Municipal Careers: Activities that support the retention and attraction of skilled employees of local governments.

Staff Development: Activities that support the development of municipal staff.

Volunteer Development: Activities that promote the development of the non-profit and voluntary sector.

Percentages may not add to 100% due to rounding.

MUNICIPAL SUSTAINABILITY INITIATIVE – OPERATING
 2016 Report of Government-Wide Objectives for Municipal Grant Funding
 As of January 9, 2018

<u>City</u>	<u>Estimated Expenditures</u>
AIRDRIE	
Parks, Sport and Recreation	\$402,305
BROOKS	
Public Security and Safety	\$98,842
CAMROSE	
Culture	\$10,000
Environmental Sustainability	\$5,000
General Administration	\$11,096
Municipal Buildings and Facilities	\$15,000
Parks, Sport and Recreation	\$25,000
Planning and Development	\$15,000
Public Transit	\$10,000
Roads and Bridges	\$25,000
Staff Development	\$20,000
CHESTERMERE	
General Administration	\$141,810
COLD LAKE	
Children and Family Services	\$6,000
Culture	\$120,141
FORT SASKATCHEWAN	
Governance	\$10,000
Parks, Sport and Recreation	\$181,212
LACOMBE	
General Administration	\$33,167
Libraries	\$34,973
Municipal Buildings and Facilities	\$12,000
Parks, Sport and Recreation	\$12,000
Planning and Development	\$59,026
LEDUC	
Public Transit	\$232,305
LETHBRIDGE	
Roads and Bridges	\$414,000
LLOYDMINSTER	
Roads and Bridges	\$152,010

This report reflects the name and status in effect for each municipality at the time the report was produced. The estimated expenditures for each municipality include any revised operating spending plans as of January 9, 2018.

MUNICIPAL SUSTAINABILITY INITIATIVE – OPERATING
2016 Report of Government-Wide Objectives for Municipal Grant Funding
As of January 9, 2018

MEDICINE HAT

Airports	\$205,756
Roads and Bridges	\$435,562

RED DEER

Libraries	\$711,777
-----------	-----------

SPRUCE GROVE

Public Transit	\$230,753
----------------	-----------

ST. ALBERT

Libraries	\$465,376
-----------	-----------

WETASKIWIN

Culture	\$8,672
Libraries	\$30,931
Public Transit	\$49,796

This report reflects the name and status in effect for each municipality at the time the report was produced. The estimated expenditures for each municipality include any revised operating spending plans as of January 9, 2018.

MUNICIPAL SUSTAINABILITY INITIATIVE – OPERATING
2016 Report of Government-Wide Objectives for Municipal Grant Funding
As of January 9, 2018

<u>Specialized Municipality</u>	<u>Estimated Expenditures</u>
CROWSNEST PASS, Municipality of	
General Administration	\$113,496
Planning and Development	\$15,000
JASPER, Municipality of	
General Administration	\$35,000
Infrastructure Management	\$18,434
Municipal Buildings and Facilities	\$37,500
MACKENZIE COUNTY	
Roads and Bridges	\$123,479
STRATHCONA COUNTY	
Public Transit	\$808,462

This report reflects the name and status in effect for each municipality at the time the report was produced. The estimated expenditures for each municipality include any revised operating spending plans as of January 9, 2018.

MUNICIPAL SUSTAINABILITY INITIATIVE – OPERATING
 2016 Report of Government-Wide Objectives for Municipal Grant Funding
 As of January 9, 2018

<u>Municipal District</u>	<u>Estimated Expenditures</u>
ACADIA NO. 34, M.D. OF	
Parks, Sport and Recreation	\$41,586
ATHABASCA COUNTY	
Roads and Bridges	\$175,856
BARRHEAD NO. 11, COUNTY OF	
Libraries	\$125,883
Public Security and Safety	\$45,000
Solid Waste Management	\$6,427
BEAVER COUNTY	
General Administration	\$108,498
Governance	\$75,000
Planning and Development	\$27,150
BIG LAKES COUNTY	
Parks, Sport and Recreation	\$80,034
BIGHORN NO. 8, M.D. OF	
Municipal Buildings and Facilities	\$47,658
BIRCH HILLS COUNTY	
Roads and Bridges	\$89,309
BONNYVILLE NO. 87, M.D. OF	
Culture	\$35,000
Parks, Sport and Recreation	\$141,772
BRAZEAU COUNTY	
Parks, Sport and Recreation	\$124,567
CAMROSE COUNTY	
General Administration	\$40,000
Infrastructure Management	\$140,944
Libraries	\$31,500
Roads and Bridges	\$166,403
Water	\$23,765
CARDSTON COUNTY	
Libraries	\$58,370
Parks, Sport and Recreation	\$75,913
CLEAR HILLS COUNTY	
Parks, Sport and Recreation	\$141,719
CLEARWATER COUNTY	
Parks, Sport and Recreation	\$201,921

This report reflects the name and status in effect for each municipality at the time the report was produced. The estimated expenditures for each municipality include any revised operating spending plans as of January 9, 2018.

MUNICIPAL SUSTAINABILITY INITIATIVE – OPERATING
 2016 Report of Government-Wide Objectives for Municipal Grant Funding
 As of January 9, 2018

<u>Municipal District</u>	<u>Estimated Expenditures</u>
CYPRESS COUNTY	
Libraries	\$65,000
Planning and Development	\$55,000
Staff Development	\$47,715
FAIRVIEW NO. 136, M.D. OF	
Planning and Development	\$75,868
FLAGSTAFF COUNTY	
General Administration	\$100,000
Roads and Bridges	\$137,241
FOOTHILLS NO. 31, M.D. OF	
General Administration	\$250,315
FORTY MILE NO. 8, COUNTY OF	
General Administration	\$85,000
Infrastructure Management	\$70,762
Municipal Buildings and Facilities	\$37,652
Planning and Development	\$59,260
GRANDE PRAIRIE NO. 1, COUNTY OF	
Public Security and Safety	\$265,542
GREENVIEW NO. 16, M.D. OF	
Libraries	\$204,570
KNEEHILL COUNTY	
Planning and Development	\$128,304
LAC LA BICHE COUNTY	
Culture	\$131,253
LAC STE. ANNE COUNTY	
Roads and Bridges	\$106,083
LACOMBE COUNTY	
Solid Waste Management	\$148,714
LAMONT COUNTY	
Culture	\$28,000
Libraries	\$15,934
Parks, Sport and Recreation	\$118,714
LEDUC COUNTY	
Solid Waste Management	\$232,092
Water	\$14,860

This report reflects the name and status in effect for each municipality at the time the report was produced. The estimated expenditures for each municipality include any revised operating spending plans as of January 9, 2018.

MUNICIPAL SUSTAINABILITY INITIATIVE – OPERATING
 2016 Report of Government-Wide Objectives for Municipal Grant Funding
 As of January 9, 2018

Municipal District

Estimated Expenditures

LESSER SLAVE RIVER NO. 124, M.D. OF	
Public Security and Safety	\$62,008
LETHBRIDGE COUNTY	
General Administration	\$130,152
Infrastructure Management	\$38,000
MINBURN NO. 27, COUNTY OF	
Culture	\$63,600
Parks, Sport and Recreation	\$8,000
Solid Waste Management	\$106,244
Wastewater	\$4,140
Water	\$17,793
MOUNTAIN VIEW COUNTY	
Public Security and Safety	\$169,414
NEWELL, COUNTY OF	
Public Security and Safety	\$82,575
Solid Waste Management	\$105,000
NORTHERN LIGHTS, COUNTY OF	
General Administration	\$114,405
NORTHERN SUNRISE COUNTY	
Parks, Sport and Recreation	\$63,400
Public Security and Safety	\$16,673
OPPORTUNITY NO. 17, M.D. OF	
Roads and Bridges	\$100,351
PAINTEARTH NO. 18, COUNTY OF	
Parks, Sport and Recreation	\$136,474
PARKLAND COUNTY	
General Administration	\$288,466
Public Security and Safety	\$5,138
Staff Development	\$194,277
Wastewater	\$24,973
Water	\$24,972
PEACE NO. 135, M.D. OF	
Planning and Development	\$61,271
PINCHER CREEK NO. 9, M.D. OF	
Roads and Bridges	\$55,494

This report reflects the name and status in effect for each municipality at the time the report was produced. The estimated expenditures for each municipality include any revised operating spending plans as of January 9, 2018.

MUNICIPAL SUSTAINABILITY INITIATIVE – OPERATING
 2016 Report of Government-Wide Objectives for Municipal Grant Funding
 As of January 9, 2018

<u>Municipal District</u>	<u>Estimated Expenditures</u>
PONOKA COUNTY	
Solid Waste Management	\$115,499
PROVOST NO. 52, M.D. OF	
Solid Waste Management	\$79,905
RANCHLAND NO. 66, M.D. OF	
General Administration	\$13,999
Governance	\$2,000
Public Security and Safety	\$2,000
Roads and Bridges	\$5,000
RED DEER COUNTY	
Public Transit	\$233,144
ROCKY VIEW COUNTY	
General Administration	\$4,300
Libraries	\$381,500
Public Security and Safety	\$82,960
Roads and Bridges	\$79,000
SADDLE HILLS COUNTY	
Public Security and Safety	\$78,643
SMOKY LAKE COUNTY	
Municipal Buildings and Facilities	\$32,634
Parks, Sport and Recreation	\$95,000
SMOKY RIVER NO. 130, M.D. OF	
Libraries	\$10,630
Parks, Sport and Recreation	\$28,323
Planning and Development	\$74,844
SPIRIT RIVER NO. 133, M.D. OF	
Airports	\$3,400
Children and Family Services	\$5,523
Culture	\$2,563
Environmental Sustainability	\$10,000
Governance	\$4,000
Libraries	\$1,500
Parks, Sport and Recreation	\$22,000
ST. PAUL NO. 19, COUNTY OF	
Culture	\$103,097
Libraries	\$40,657

This report reflects the name and status in effect for each municipality at the time the report was produced. The estimated expenditures for each municipality include any revised operating spending plans as of January 9, 2018.

MUNICIPAL SUSTAINABILITY INITIATIVE – OPERATING
 2016 Report of Government-Wide Objectives for Municipal Grant Funding
 As of January 9, 2018

<u>Municipal District</u>	<u>Estimated Expenditures</u>
STARLAND COUNTY	
Parks, Sport and Recreation	\$117,936
STETTLER NO. 6, COUNTY OF	
General Administration	\$29,361
Libraries	\$77,679
Parks, Sport and Recreation	\$136,680
STURGEON COUNTY	
General Administration	\$320,962
Infrastructure Management	\$58,308
Planning and Development	\$81,300
Roads and Bridges	\$150,000
TABER, M.D. OF	
Parks, Sport and Recreation	\$137,013
THORHILD COUNTY	
Libraries	\$95,324
Parks, Sport and Recreation	\$30,422
TWO HILLS NO. 21, COUNTY OF	
Libraries	\$5,852
Municipal Buildings and Facilities	\$50,867
Parks, Sport and Recreation	\$100,000
Staff Development	\$14,948
Water	\$22,790
VERMILION RIVER, COUNTY OF	
General Administration	\$179,987
Libraries	\$9,500
Planning and Development	\$35,000
VULCAN COUNTY	
General Administration	\$70,080
Libraries	\$91,000
Public Security and Safety	\$45,000
Staff Development	\$32,958
WAINWRIGHT NO. 61, M.D. OF	
Parks, Sport and Recreation	\$111,803
Public Security and Safety	\$111,804
WARNER NO. 5, COUNTY OF	
Public Security and Safety	\$156,135

This report reflects the name and status in effect for each municipality at the time the report was produced. The estimated expenditures for each municipality include any revised operating spending plans as of January 9, 2018.

MUNICIPAL SUSTAINABILITY INITIATIVE – OPERATING
 2016 Report of Government-Wide Objectives for Municipal Grant Funding
 As of January 9, 2018

<u>Municipal District</u>	<u>Estimated Expenditures</u>
WESTLOCK COUNTY	
Roads and Bridges	\$224,649
WETASKIWIN NO. 10, COUNTY OF	
General Administration	\$55,827
Municipal Careers	\$40,000
Parks, Sport and Recreation	\$69,478
WHEATLAND COUNTY	
General Administration	\$53,800
Infrastructure Management	\$4,500
Parks, Sport and Recreation	\$5,000
Planning and Development	\$105,000
Public Security and Safety	\$4,037
Roads and Bridges	\$10,000
Wastewater	\$72,000
Water	\$25,000
WILLOW CREEK NO. 26, M.D. OF	
Infrastructure Management	\$119,888
Parks, Sport and Recreation	\$97,578
Solid Waste Management	\$30,000
WOODLANDS COUNTY	
Parks, Sport and Recreation	\$79,027
YELLOWHEAD COUNTY	
General Administration	\$234,272

This report reflects the name and status in effect for each municipality at the time the report was produced. The estimated expenditures for each municipality include any revised operating spending plans as of January 9, 2018.

MUNICIPAL SUSTAINABILITY INITIATIVE – OPERATING
 2016 Report of Government-Wide Objectives for Municipal Grant Funding
 As of January 9, 2018

<u>Town</u>	<u>Estimated Expenditures</u>
ATHABASCA	
Libraries	\$70,592
BANFF	
Public Transit	\$95,557
BARRHEAD	
Parks, Sport and Recreation	\$64,102
Roads and Bridges	\$64,102
BASHAW	
Environmental Sustainability	\$10,500
General Administration	\$8,000
Libraries	\$8,500
Municipal Buildings and Facilities	\$10,400
Parks, Sport and Recreation	\$16,475
BASSANO	
Infrastructure Management	\$10,075
Libraries	\$2,500
Municipal Buildings and Facilities	\$3,500
Parks, Sport and Recreation	\$10,000
Planning and Development	\$24,093
Public Security and Safety	\$15,000
Public Transit	\$6,410
Roads and Bridges	\$7,263
Solid Waste Management	\$5,000
BEAUMONT	
Public Security and Safety	\$124,244
BEAVERLODGE	
Roads and Bridges	\$29,390
BENTLEY	
Libraries	\$17,997
Parks, Sport and Recreation	\$40,000
Planning and Development	\$6,955
BLACK DIAMOND	
Municipal Careers	\$38,836
BLACKFALDS	
Libraries	\$68,555

This report reflects the name and status in effect for each municipality at the time the report was produced. The estimated expenditures for each municipality include any revised operating spending plans as of January 9, 2018.

MUNICIPAL SUSTAINABILITY INITIATIVE – OPERATING
 2016 Report of Government-Wide Objectives for Municipal Grant Funding
 As of January 9, 2018

<u>Town</u>	<u>Estimated Expenditures</u>
BON ACCORD	
Culture	\$16,422
Public Security and Safety	\$65,000
BONNYVILLE	
Water	\$65,997
BOW ISLAND	
General Administration	\$11,000
Libraries	\$17,742
Parks, Sport and Recreation	\$54,493
Planning and Development	\$1,000
Roads and Bridges	\$11,500
Solid Waste Management	\$94,975
BOWDEN	
Culture	\$15,000
General Administration	\$6,000
Libraries	\$15,171
Municipal Buildings and Facilities	\$7,000
Parks, Sport and Recreation	\$8,500
Roads and Bridges	\$5,000
Staff Development	\$3,500
Wastewater	\$5,000
Water	\$5,000
BRUDERHEIM	
Parks, Sport and Recreation	\$29,234
Planning and Development	\$19,741
CALMAR	
Water	\$27,823
CANMORE	
Libraries	\$170,137
CARDSTON	
Libraries	\$46,000
Planning and Development	\$34,000
Solid Waste Management	\$65,000
Wastewater	\$29,910
CARSTAIRS	
Parks, Sport and Recreation	\$37,360

This report reflects the name and status in effect for each municipality at the time the report was produced. The estimated expenditures for each municipality include any revised operating spending plans as of January 9, 2018.

MUNICIPAL SUSTAINABILITY INITIATIVE – OPERATING
2016 Report of Government-Wide Objectives for Municipal Grant Funding
As of January 9, 2018

<u>Town</u>	<u>Estimated Expenditures</u>
CASTOR	
General Administration	\$10,000
Libraries	\$16,362
Municipal Buildings and Facilities	\$10,000
Staff Development	\$20,000
CLARESHOLM	
Libraries	\$110,915
COALDALE	
Planning and Development	\$105,345
Public Transit	\$38,500
Roads and Bridges	\$114,135
COALHURST	
Culture	\$7,000
General Administration	\$25,000
Parks, Sport and Recreation	\$5,500
Planning and Development	\$16,752
Roads and Bridges	\$28,000
Solid Waste Management	\$31,000
Water	\$14,000
COCHRANE	
Planning and Development	\$180,878
CORONATION	
Libraries	\$20,962
Parks, Sport and Recreation	\$22,686
Planning and Development	\$13,515
CROSSFIELD	
Solid Waste Management	\$36,245
DAYS LAND	
Children and Family Services	\$8,071
Parks, Sport and Recreation	\$20,000
Solid Waste Management	\$22,676
DEVON	
Libraries	\$56,983
DIDSBURY	
Libraries	\$75,000
Parks, Sport and Recreation	\$66,345

This report reflects the name and status in effect for each municipality at the time the report was produced. The estimated expenditures for each municipality include any revised operating spending plans as of January 9, 2018.

MUNICIPAL SUSTAINABILITY INITIATIVE – OPERATING
2016 Report of Government-Wide Objectives for Municipal Grant Funding
As of January 9, 2018

<u>Town</u>	<u>Estimated Expenditures</u>
DRAYTON VALLEY	
Environmental Sustainability	\$10,000
General Administration	\$10,000
Infrastructure Management	\$20,000
Municipal Buildings and Facilities	\$10,000
Planning and Development	\$15,000
Roads and Bridges	\$20,000
Staff Development	\$19,296
DRUMHELLER	
Libraries	\$66,650
ECKVILLE	
General Administration	\$9,500
Governance	\$3,000
Parks, Sport and Recreation	\$20,000
Planning and Development	\$25,988
Water	\$4,500
EDSON	
Culture	\$72,495
ELK POINT	
Children and Family Services	\$11,738
Culture	\$10,000
Libraries	\$5,000
Parks, Sport and Recreation	\$30,000
FAIRVIEW	
Culture	\$20,000
Libraries	\$137,254
FALHER	
Parks, Sport and Recreation	\$52,739
Planning and Development	\$45,000
Wastewater	\$7,000
FORT MACLEOD	
General Administration	\$20,000
Municipal Buildings and Facilities	\$50,000
Planning and Development	\$24,547
GIBBONS	
Parks, Sport and Recreation	\$33,279

This report reflects the name and status in effect for each municipality at the time the report was produced. The estimated expenditures for each municipality include any revised operating spending plans as of January 9, 2018.

MUNICIPAL SUSTAINABILITY INITIATIVE – OPERATING
2016 Report of Government-Wide Objectives for Municipal Grant Funding
As of January 9, 2018

<u>Town</u>	<u>Estimated Expenditures</u>
GRANDE CACHE	
Planning and Development	\$126,896
GRANUM	
Children and Family Services	\$1,200
Governance	\$8,500
Municipal Buildings and Facilities	\$10,500
Public Security and Safety	\$6,500
Solid Waste Management	\$11,300
Staff Development	\$6,000
Water	\$8,036
GRIMSHAW	
Parks, Sport and Recreation	\$79,086
HANNA	
Libraries	\$52,155
Parks, Sport and Recreation	\$52,748
Planning and Development	\$29,857
HARDISTY	
Parks, Sport and Recreation	\$19,015
HIGH LEVEL	
Libraries	\$39,278
HIGH PRAIRIE	
Roads and Bridges	\$132,246
HIGH RIVER	
General Administration	\$123,937
HINTON	
Public Security and Safety	\$84,624
INNISFAIL	
Culture	\$24,776
Public Transit	\$42,000
IRRICANA	
Staff Development	\$44,269
KILLAM	
Children and Family Services	\$8,339
Libraries	\$13,000
Water	\$37,539

This report reflects the name and status in effect for each municipality at the time the report was produced. The estimated expenditures for each municipality include any revised operating spending plans as of January 9, 2018.

MUNICIPAL SUSTAINABILITY INITIATIVE – OPERATING
 2016 Report of Government-Wide Objectives for Municipal Grant Funding
 As of January 9, 2018

<u>Town</u>	<u>Estimated Expenditures</u>
LAMONT	
Parks, Sport and Recreation	\$59,415
LEGAL	
General Administration	\$26,348
Infrastructure Management	\$5,000
Municipal Buildings and Facilities	\$11,000
Parks, Sport and Recreation	\$15,946
Water	\$4,000
MAGRATH	
Culture	\$12,000
General Administration	\$25,000
Libraries	\$50,000
Parks, Sport and Recreation	\$34,352
MANNING	
Water	\$44,517
MAYERTHORPE	
Solid Waste Management	\$105,500
Wastewater	\$4,960
Water	\$21,043
MCLENNAN	
Airports	\$16,000
Children and Family Services	\$6,750
Libraries	\$4,700
Parks, Sport and Recreation	\$15,000
Planning and Development	\$13,900
Public Security and Safety	\$15,000
Roads and Bridges	\$10,773
MILK RIVER	
General Administration	\$7,200
Municipal Careers	\$10,000
Parks, Sport and Recreation	\$11,539
Planning and Development	\$12,740
Public Security and Safety	\$22,848
Water	\$25,000

This report reflects the name and status in effect for each municipality at the time the report was produced. The estimated expenditures for each municipality include any revised operating spending plans as of January 9, 2018.

MUNICIPAL SUSTAINABILITY INITIATIVE – OPERATING
 2016 Report of Government-Wide Objectives for Municipal Grant Funding
 As of January 9, 2018

<u>Town</u>	<u>Estimated Expenditures</u>
MILLET	
Culture	\$25,000
Libraries	\$31,000
Planning and Development	\$11,843
MORINVILLE	
Culture	\$27,970
Libraries	\$46,000
MUNDARE	
Libraries	\$4,267
Municipal Buildings and Facilities	\$28,655
Parks, Sport and Recreation	\$3,815
NANTON	
Parks, Sport and Recreation	\$30,000
Planning and Development	\$25,345
OKOTOKS	
General Administration	\$274,348
Governance	\$17,000
Parks, Sport and Recreation	\$60,000
OLDS	
Parks, Sport and Recreation	\$73,927
ONOWAY	
Public Security and Safety	\$41,364
OYEN	
Children and Family Services	\$10,000
Culture	\$5,000
Municipal Buildings and Facilities	\$15,000
Parks, Sport and Recreation	\$7,505
Planning and Development	\$28,500
Public Security and Safety	\$46,000
Public Transit	\$2,000
PEACE RIVER	
Solid Waste Management	\$61,485
PENHOLD	
Libraries	\$87,007
PICTURE BUTTE	
Parks, Sport and Recreation	\$88,689

This report reflects the name and status in effect for each municipality at the time the report was produced. The estimated expenditures for each municipality include any revised operating spending plans as of January 9, 2018.

MUNICIPAL SUSTAINABILITY INITIATIVE – OPERATING
 2016 Report of Government-Wide Objectives for Municipal Grant Funding
 As of January 9, 2018

<u>Town</u>	<u>Estimated Expenditures</u>
PINCHER CREEK	
Wastewater	\$186,175
PONOKA	
Parks, Sport and Recreation	\$57,056
PROVOST	
Roads and Bridges	\$50,000
Wastewater	\$5,000
Water	\$12,401
RAINBOW LAKE	
Planning and Development	\$48,000
Water	\$9,121
RAYMOND	
Culture	\$14,875
General Administration	\$185,000
Libraries	\$50,000
Planning and Development	\$40,000
Public Security and Safety	\$70,000
REDCLIFF	
Libraries	\$50,974
REDWATER	
General Administration	\$11,000
Libraries	\$5,000
Public Security and Safety	\$13,724
RIMBEY	
Solid Waste Management	\$30,158
ROCKY MOUNTAIN HOUSE	
Municipal Buildings and Facilities	\$123,763
SEDGEWICK	
Governance	\$25,150
Infrastructure Management	\$58,442
Parks, Sport and Recreation	\$15,000
Planning and Development	\$20,200
Public Security and Safety	\$10,361
Staff Development	\$13,100
SEXSMITH	
Libraries	\$29,584

This report reflects the name and status in effect for each municipality at the time the report was produced. The estimated expenditures for each municipality include any revised operating spending plans as of January 9, 2018.

MUNICIPAL SUSTAINABILITY INITIATIVE – OPERATING
 2016 Report of Government-Wide Objectives for Municipal Grant Funding
 As of January 9, 2018

<u>Town</u>	<u>Estimated Expenditures</u>
SLAVE LAKE	
Libraries	\$61,369
SMOKY LAKE	
Children and Family Services	\$10,000
Culture	\$3,000
General Administration	\$4,000
Governance	\$3,000
Housing	\$2,000
Libraries	\$27,500
Parks, Sport and Recreation	\$3,000
Planning and Development	\$4,000
Solid Waste Management	\$3,695
Staff Development	\$1,622
SPIRIT RIVER	
Children and Family Services	\$10,000
General Administration	\$20,166
Solid Waste Management	\$30,377
ST. PAUL	
Children and Family Services	\$6,782
Culture	\$13,000
General Administration	\$17,000
Housing	\$10,000
Infrastructure Management	\$25,000
Parks, Sport and Recreation	\$50,000
Planning and Development	\$22,500
Staff Development	\$25,000
STAVELY	
Parks, Sport and Recreation	\$7,000
Public Security and Safety	\$3,627
Roads and Bridges	\$10,000
Solid Waste Management	\$5,215
Staff Development	\$2,000
STETTLER	
Public Security and Safety	\$53,284
STONY PLAIN	
Roads and Bridges	\$124,161

This report reflects the name and status in effect for each municipality at the time the report was produced. The estimated expenditures for each municipality include any revised operating spending plans as of January 9, 2018.

MUNICIPAL SUSTAINABILITY INITIATIVE – OPERATING
 2016 Report of Government-Wide Objectives for Municipal Grant Funding
 As of January 9, 2018

<u>Town</u>	<u>Estimated Expenditures</u>
STRATHMORE	
Municipal Buildings and Facilities	\$100,784
SUNDRE	
Culture	\$2,650
Parks, Sport and Recreation	\$2,650
Planning and Development	\$27,507
SWAN HILLS	
Water	\$52,413
SYLVAN LAKE	
Libraries	\$112,507
TABER	
Wastewater	\$132,899
Water	\$96,238
THORSBY	
Culture	\$20,000
General Administration	\$18,600
Municipal Buildings and Facilities	\$15,000
Water	\$7,151
THREE HILLS	
Culture	\$25,000
General Administration	\$17,221
Libraries	\$27,282
Parks, Sport and Recreation	\$90,000
TOFIELD	
Children and Family Services	\$23,600
Libraries	\$5,035
Municipal Buildings and Facilities	\$42,000
TROCHU	
Children and Family Services	\$25,000
Libraries	\$10,000
Municipal Careers	\$23,585
Parks, Sport and Recreation	\$4,000
TURNER VALLEY	
Infrastructure Management	\$95,262

This report reflects the name and status in effect for each municipality at the time the report was produced. The estimated expenditures for each municipality include any revised operating spending plans as of January 9, 2018.

MUNICIPAL SUSTAINABILITY INITIATIVE – OPERATING
 2016 Report of Government-Wide Objectives for Municipal Grant Funding
 As of January 9, 2018

<u>Town</u>	<u>Estimated Expenditures</u>
TWO HILLS	
Municipal Buildings and Facilities	\$129,000
Public Security and Safety	\$5,000
VALLEYVIEW	
Libraries	\$34,165
Public Security and Safety	\$31,210
VAUXHALL	
General Administration	\$200
Governance	\$25,954
Parks, Sport and Recreation	\$35,000
Planning and Development	\$5,963
Public Security and Safety	\$20,000
Solid Waste Management	\$35,000
VEGREVILLE	
Municipal Buildings and Facilities	\$53,194
VERMILION	
Parks, Sport and Recreation	\$43,014
VIKING	
Infrastructure Management	\$10,000
Municipal Buildings and Facilities	\$20,000
Municipal Careers	\$10,000
Parks, Sport and Recreation	\$11,407
Roads and Bridges	\$10,000
VULCAN	
Solid Waste Management	\$21,896
Water	\$40,000
WAINWRIGHT	
Roads and Bridges	\$54,925
WEMBLEY	
Water	\$22,887
WESTLOCK	
General Administration	\$169,343
Infrastructure Management	\$15,300
Parks, Sport and Recreation	\$13,340

This report reflects the name and status in effect for each municipality at the time the report was produced. The estimated expenditures for each municipality include any revised operating spending plans as of January 9, 2018.

MUNICIPAL SUSTAINABILITY INITIATIVE – OPERATING
2016 Report of Government-Wide Objectives for Municipal Grant Funding
As of January 9, 2018

Town

Estimated Expenditures

WHITECOURT

Airports	\$59,408
Culture	\$22,000
Parks, Sport and Recreation	\$7,520
Planning and Development	\$7,520

This report reflects the name and status in effect for each municipality at the time the report was produced. The estimated expenditures for each municipality include any revised operating spending plans as of January 9, 2018.

MUNICIPAL SUSTAINABILITY INITIATIVE – OPERATING
2016 Report of Government-Wide Objectives for Municipal Grant Funding
As of January 9, 2018

<u>Village</u>	<u>Estimated Expenditures</u>
ACME	
General Administration	\$3,889
Governance	\$2,000
Libraries	\$6,000
Planning and Development	\$7,000
Public Security and Safety	\$20,000
Public Transit	\$5,000
ALBERTA BEACH	
Public Security and Safety	\$21,597
ALIX	
Parks, Sport and Recreation	\$19,663
ALLIANCE	
Children and Family Services	\$2,349
Municipal Buildings and Facilities	\$3,500
Parks, Sport and Recreation	\$15,000
Public Security and Safety	\$8,385
AMISK	
Libraries	\$4,781
Parks, Sport and Recreation	\$4,140
Solid Waste Management	\$12,918
Wastewater	\$4,000
Water	\$6,131
ANDREW	
Municipal Buildings and Facilities	\$22,640
Public Security and Safety	\$6,000
Water	\$3,100
ARROWWOOD	
General Administration	\$30,476
BARNWELL	
Libraries	\$7,000
Planning and Development	\$5,500
Public Security and Safety	\$15,000
Roads and Bridges	\$10,000
Solid Waste Management	\$10,000
Wastewater	\$18,000
Water	\$29,380

This report reflects the name and status in effect for each municipality at the time the report was produced. The estimated expenditures for each municipality include any revised operating spending plans as of January 9, 2018.

MUNICIPAL SUSTAINABILITY INITIATIVE – OPERATING
2016 Report of Government-Wide Objectives for Municipal Grant Funding
As of January 9, 2018

<u>Village</u>	<u>Estimated Expenditures</u>
BARONS	
Children and Family Services	\$2,280
General Administration	\$2,700
Libraries	\$3,000
Planning and Development	\$3,600
Public Security and Safety	\$12,500
Roads and Bridges	\$4,637
Solid Waste Management	\$12,500
BAWLF	
Libraries	\$1,000
Public Security and Safety	\$10,000
Roads and Bridges	\$5,000
Solid Waste Management	\$10,000
Staff Development	\$2,000
Wastewater	\$10,000
Water	\$10,406
BEISEKER	
Water	\$19,670
BERWYN	
Libraries	\$12,000
Solid Waste Management	\$36,604
Water	\$10,000
BIG VALLEY	
Roads and Bridges	\$25,000
Water	\$18,802
BITTERN LAKE	
Children and Family Services	\$1,300
General Administration	\$7,557
Governance	\$31
Libraries	\$1,750
Municipal Buildings and Facilities	\$4,300
Parks, Sport and Recreation	\$330
Planning and Development	\$1,000
Public Security and Safety	\$15,050
Staff Development	\$2,569
BOYLE	
Municipal Buildings and Facilities	\$39,001

This report reflects the name and status in effect for each municipality at the time the report was produced. The estimated expenditures for each municipality include any revised operating spending plans as of January 9, 2018.

MUNICIPAL SUSTAINABILITY INITIATIVE – OPERATING
 2016 Report of Government-Wide Objectives for Municipal Grant Funding
 As of January 9, 2018

<u>Village</u>	<u>Estimated Expenditures</u>
BRETON	
General Administration	\$20,000
Water	\$20,676
CARBON	
Children and Family Services	\$5,371
Libraries	\$6,902
Planning and Development	\$2,500
Roads and Bridges	\$27,061
Solid Waste Management	\$20,788
Staff Development	\$1,500
CARMANGAY	
Children and Family Services	\$4,000
General Administration	\$2,500
Libraries	\$1,400
Roads and Bridges	\$3,768
Solid Waste Management	\$25,000
CAROLINE	
General Administration	\$14,000
Governance	\$8,577
Planning and Development	\$6,000
Roads and Bridges	\$10,000
Solid Waste Management	\$10,000
Water	\$8,000
CEREAL	
Libraries	\$320
Parks, Sport and Recreation	\$6,638
Planning and Development	\$4,895
Solid Waste Management	\$11,426
Staff Development	\$2,572

This report reflects the name and status in effect for each municipality at the time the report was produced. The estimated expenditures for each municipality include any revised operating spending plans as of January 9, 2018.

MUNICIPAL SUSTAINABILITY INITIATIVE – OPERATING
 2016 Report of Government-Wide Objectives for Municipal Grant Funding
 As of January 9, 2018

<u>Village</u>	<u>Estimated Expenditures</u>
CHAMPION	
Children and Family Services	\$3,000
General Administration	\$10,000
Governance	\$2,000
Libraries	\$7,000
Municipal Buildings and Facilities	\$8,187
Parks, Sport and Recreation	\$15,000
Planning and Development	\$20,000
Public Security and Safety	\$5,000
Roads and Bridges	\$3,000
Staff Development	\$10,000
Water	\$15,000
CHAUVIN	
Municipal Buildings and Facilities	\$43,191
CHIPMAN	
General Administration	\$12,820
Public Security and Safety	\$11,935
Roads and Bridges	\$15,786
CLIVE	
Public Security and Safety	\$10,000
Roads and Bridges	\$19,932
Solid Waste Management	\$1,981
CLYDE	
Children and Family Services	\$3,395
General Administration	\$7,500
Libraries	\$2,162
Parks, Sport and Recreation	\$3,000
Roads and Bridges	\$3,000
Solid Waste Management	\$10,000
Staff Development	\$5,000
Wastewater	\$2,625
Water	\$19,924
CONSORT	
Libraries	\$7,000
Parks, Sport and Recreation	\$38,676
Planning and Development	\$21,500
Solid Waste Management	\$8,000

This report reflects the name and status in effect for each municipality at the time the report was produced. The estimated expenditures for each municipality include any revised operating spending plans as of January 9, 2018.

MUNICIPAL SUSTAINABILITY INITIATIVE – OPERATING
2016 Report of Government-Wide Objectives for Municipal Grant Funding
As of January 9, 2018

<u>Village</u>	<u>Estimated Expenditures</u>
COUTTS	
Libraries	\$27,264
COWLEY	
Water	\$34,490
CREMONA	
General Administration	\$35,223
CZAR	
General Administration	\$3,000
Libraries	\$4,200
Parks, Sport and Recreation	\$6,000
Public Security and Safety	\$4,175
Solid Waste Management	\$11,323
DELBURNE	
Municipal Buildings and Facilities	\$4,000
Planning and Development	\$27,000
Public Security and Safety	\$15,000
Roads and Bridges	\$5,000
Solid Waste Management	\$6,000
Wastewater	\$20,524
DELIA	
Children and Family Services	\$1,641
General Administration	\$7,618
Planning and Development	\$1,980
Water	\$11,867
DEWBERRY	
Children and Family Services	\$2,000
Roads and Bridges	\$3,000
Wastewater	\$5,000
Water	\$24,460
DONALDA	
Culture	\$1,500
Libraries	\$6,300
Municipal Buildings and Facilities	\$2,000
Public Security and Safety	\$25,000
Roads and Bridges	\$1,473

This report reflects the name and status in effect for each municipality at the time the report was produced. The estimated expenditures for each municipality include any revised operating spending plans as of January 9, 2018.

MUNICIPAL SUSTAINABILITY INITIATIVE – OPERATING
 2016 Report of Government-Wide Objectives for Municipal Grant Funding
 As of January 9, 2018

<u>Village</u>	<u>Estimated Expenditures</u>
DONNELLY	
Airports	\$6,018
Children and Family Services	\$4,147
Libraries	\$2,182
Planning and Development	\$5,676
Public Security and Safety	\$15,549
Roads and Bridges	\$5,000
Wastewater	\$4,049
DUCHESS	
General Administration	\$57,000
Parks, Sport and Recreation	\$13,551
Public Security and Safety	\$33,000
EDBERG	
General Administration	\$28,702
EDGERTON	
Children and Family Services	\$3,000
Culture	\$3,000
General Administration	\$2,000
Governance	\$2,000
Libraries	\$1,246
Planning and Development	\$2,000
Solid Waste Management	\$2,500
Staff Development	\$5,000
Wastewater	\$13,000
Water	\$14,500
ELNORA	
Municipal Buildings and Facilities	\$500
Parks, Sport and Recreation	\$10,350
Roads and Bridges	\$29,075
Water	\$1,596
EMPRESS	
Culture	\$5,130
General Administration	\$2,500
Libraries	\$2,600
Planning and Development	\$8,193
Roads and Bridges	\$9,605
Staff Development	\$2,500

This report reflects the name and status in effect for each municipality at the time the report was produced. The estimated expenditures for each municipality include any revised operating spending plans as of January 9, 2018.

MUNICIPAL SUSTAINABILITY INITIATIVE – OPERATING
2016 Report of Government-Wide Objectives for Municipal Grant Funding
As of January 9, 2018

<u>Village</u>	<u>Estimated Expenditures</u>
FERINTOSH	
General Administration	\$29,894
FOREMOST	
Solid Waste Management	\$38,319
FORESTBURG	
Roads and Bridges	\$88,404
GADSBY	
Public Security and Safety	\$1,200
Roads and Bridges	\$6,500
Wastewater	\$1,646
GIROUXVILLE	
Airports	\$5,270
Children and Family Services	\$2,430
Culture	\$5,630
Planning and Development	\$4,889
Public Security and Safety	\$12,075
Roads and Bridges	\$3,586
Wastewater	\$2,960
GLENDON	
Public Security and Safety	\$16,800
Wastewater	\$19,844
GLENWOOD	
Water	\$27,644
HALKIRK	
Culture	\$5,000
General Administration	\$3,000
Governance	\$1,831
Planning and Development	\$2,000
Public Security and Safety	\$5,000
Roads and Bridges	\$5,000
Wastewater	\$3,000
HEISLER	
Roads and Bridges	\$13,652
Solid Waste Management	\$13,651
HILL SPRING	
General Administration	\$23,046

This report reflects the name and status in effect for each municipality at the time the report was produced. The estimated expenditures for each municipality include any revised operating spending plans as of January 9, 2018.

MUNICIPAL SUSTAINABILITY INITIATIVE – OPERATING
 2016 Report of Government-Wide Objectives for Municipal Grant Funding
 As of January 9, 2018

<u>Village</u>	<u>Estimated Expenditures</u>
HINES CREEK	
Parks, Sport and Recreation	\$44,000
Water	\$2,333
HOLDEN	
Culture	\$1,181
General Administration	\$4,500
Municipal Buildings and Facilities	\$15,320
Public Security and Safety	\$34,134
HUGHENDEN	
Libraries	\$7,183
Public Security and Safety	\$6,450
Roads and Bridges	\$6,440
Solid Waste Management	\$16,100
HUSSAR	
General Administration	\$29,457
HYPHE	
Libraries	\$7,000
Parks, Sport and Recreation	\$37,000
Public Security and Safety	\$23,323
Solid Waste Management	\$6,000
Water	\$10,000
INNISFREE	
Libraries	\$4,615
Planning and Development	\$15,475
Solid Waste Management	\$12,940
IRMA	
Children and Family Services	\$3,828
Parks, Sport and Recreation	\$18,000
Public Security and Safety	\$13,410
KITSCOTY	
General Administration	\$9,000
Water	\$30,244
LINDEN	
Water	\$33,210

This report reflects the name and status in effect for each municipality at the time the report was produced. The estimated expenditures for each municipality include any revised operating spending plans as of January 9, 2018.

MUNICIPAL SUSTAINABILITY INITIATIVE – OPERATING
 2016 Report of Government-Wide Objectives for Municipal Grant Funding
 As of January 9, 2018

<u>Village</u>	<u>Estimated Expenditures</u>
LOMOND	
Children and Family Services	\$3,286
General Administration	\$8,012
Parks, Sport and Recreation	\$6,000
Water	\$20,086
LONGVIEW	
General Administration	\$16,883
LOUGHEED	
Parks, Sport and Recreation	\$10,920
Wastewater	\$2,560
Water	\$24,049
MANNVILLE	
Children and Family Services	\$4,000
Culture	\$1,973
Libraries	\$9,635
Municipal Buildings and Facilities	\$3,778
Parks, Sport and Recreation	\$33,643
Public Security and Safety	\$3,950
Solid Waste Management	\$4,852
Wastewater	\$19,928
MARWAYNE	
Solid Waste Management	\$59,323
Water	\$11,051
MILO	
General Administration	\$20,205
MORRIN	
Water	\$35,193
MUNSON	
Water	\$23,931

This report reflects the name and status in effect for each municipality at the time the report was produced. The estimated expenditures for each municipality include any revised operating spending plans as of January 9, 2018.

MUNICIPAL SUSTAINABILITY INITIATIVE – OPERATING
 2016 Report of Government-Wide Objectives for Municipal Grant Funding
 As of January 9, 2018

<u>Village</u>	<u>Estimated Expenditures</u>
MYRNAM	
Children and Family Services	\$3,200
Culture	\$1,500
General Administration	\$4,500
Infrastructure Management	\$1,000
Libraries	\$10,500
Municipal Buildings and Facilities	\$7,000
Parks, Sport and Recreation	\$1,000
Planning and Development	\$10,000
Staff Development	\$3,230
Water	\$3,500
NAMPA	
Libraries	\$5,000
Municipal Buildings and Facilities	\$3,900
Parks, Sport and Recreation	\$2,537
Water	\$11,400
NOBLEFORD	
Planning and Development	\$10,000
Solid Waste Management	\$10,876
PARADISE VALLEY	
Environmental Sustainability	\$1,500
General Administration	\$2,000
Municipal Buildings and Facilities	\$25,000
Water	\$729
ROCKYFORD	
Water	\$29,338
ROSALIND	
Children and Family Services	\$1,550
General Administration	\$9,210
Libraries	\$1,497
Parks, Sport and Recreation	\$8,001
Planning and Development	\$727
Roads and Bridges	\$2,100
Solid Waste Management	\$570
Wastewater	\$1,200
Water	\$5,828

This report reflects the name and status in effect for each municipality at the time the report was produced. The estimated expenditures for each municipality include any revised operating spending plans as of January 9, 2018.

MUNICIPAL SUSTAINABILITY INITIATIVE – OPERATING
 2016 Report of Government-Wide Objectives for Municipal Grant Funding
 As of January 9, 2018

<u>Village</u>	<u>Estimated Expenditures</u>
ROSEMARY	
Environmental Sustainability	\$40,000
General Administration	\$4,800
Parks, Sport and Recreation	\$4,000
Planning and Development	\$2,150
Public Security and Safety	\$15,000
Roads and Bridges	\$25,069
RYCROFT	
Water	\$67,283
RYLEY	
Public Security and Safety	\$56,389
SPRING LAKE	
Solid Waste Management	\$19,116
STANDARD	
General Administration	\$4,102
Libraries	\$1,500
Water	\$18,897
STIRLING	
Children and Family Services	\$7,000
General Administration	\$10,000
Libraries	\$20,000
Parks, Sport and Recreation	\$44,046
Public Security and Safety	\$35,000
VETERAN	
Culture	\$5,000
Libraries	\$1,000
Municipal Buildings and Facilities	\$7,500
Parks, Sport and Recreation	\$15,000
Solid Waste Management	\$5,934
Staff Development	\$1,000

This report reflects the name and status in effect for each municipality at the time the report was produced. The estimated expenditures for each municipality include any revised operating spending plans as of January 9, 2018.

MUNICIPAL SUSTAINABILITY INITIATIVE – OPERATING
 2016 Report of Government-Wide Objectives for Municipal Grant Funding
 As of January 9, 2018

<u>Village</u>	<u>Estimated Expenditures</u>
VILNA	
Children and Family Services	\$1,000
General Administration	\$4,000
Governance	\$500
Libraries	\$580
Municipal Buildings and Facilities	\$3,000
Municipal Careers	\$1,400
Planning and Development	\$6,500
Roads and Bridges	\$6,880
Solid Waste Management	\$5,000
Wastewater	\$5,000
Water	\$5,000
WABAMUN	
Water	\$19,036
WARBURG	
Libraries	\$4,010
Municipal Buildings and Facilities	\$40,000
Parks, Sport and Recreation	\$15,000
Planning and Development	\$1,578
Public Security and Safety	\$20,000
WARNER	
Airports	\$6,250
Children and Family Services	\$2,800
Culture	\$2,500
Environmental Sustainability	\$4,850
General Administration	\$5,500
Libraries	\$4,000
Municipal Buildings and Facilities	\$6,000
Parks, Sport and Recreation	\$3,500
Public Security and Safety	\$3,500
Roads and Bridges	\$2,500
Solid Waste Management	\$2,500
Staff Development	\$4,290
Wastewater	\$2,500
Water	\$2,500

This report reflects the name and status in effect for each municipality at the time the report was produced. The estimated expenditures for each municipality include any revised operating spending plans as of January 9, 2018.

MUNICIPAL SUSTAINABILITY INITIATIVE – OPERATING
2016 Report of Government-Wide Objectives for Municipal Grant Funding
As of January 9, 2018

<u>Village</u>	<u>Estimated Expenditures</u>
WASKATENAU	
Roads and Bridges	\$25,442
Solid Waste Management	\$3,041
Water	\$13,000
YOUNGSTOWN	
Culture	\$10,000
General Administration	\$1,400
Libraries	\$3,488
Parks, Sport and Recreation	\$9,665
Planning and Development	\$5,000

This report reflects the name and status in effect for each municipality at the time the report was produced. The estimated expenditures for each municipality include any revised operating spending plans as of January 9, 2018.

MUNICIPAL SUSTAINABILITY INITIATIVE – OPERATING
2016 Report of Government-Wide Objectives for Municipal Grant Funding
As of January 9, 2018

<u>Summer Village</u>	<u>Estimated Expenditures</u>
ARGENTIA BEACH	
Governance	\$4,774
BETULA BEACH	
Solid Waste Management	\$3,222
BIRCH COVE	
Parks, Sport and Recreation	\$5,024
BIRCHCLIFF	
General Administration	\$3,000
Libraries	\$800
Planning and Development	\$3,000
Public Security and Safety	\$3,000
Solid Waste Management	\$880
BONDISS	
Solid Waste Management	\$8,764
BONNYVILLE BEACH	
General Administration	\$1,500
Governance	\$500
Municipal Buildings and Facilities	\$500
Parks, Sport and Recreation	\$1,200
Roads and Bridges	\$841
Staff Development	\$2,000
Wastewater	\$1,500
BURNSTICK LAKE	
Roads and Bridges	\$1,916
Solid Waste Management	\$1,800
CASTLE ISLAND	
Parks, Sport and Recreation	\$3,614
CRYSTAL SPRINGS	
General Administration	\$8,565
GHOST LAKE	
Culture	\$1,000
Solid Waste Management	\$6,587
GOLDEN DAYS	
General Administration	\$10,201
GRANDVIEW	
General Administration	\$9,567

This report reflects the name and status in effect for each municipality at the time the report was produced. The estimated expenditures for each municipality include any revised operating spending plans as of January 9, 2018.

MUNICIPAL SUSTAINABILITY INITIATIVE – OPERATING
2016 Report of Government-Wide Objectives for Municipal Grant Funding
As of January 9, 2018

<u>Summer Village</u>	<u>Estimated Expenditures</u>
GULL LAKE	
Solid Waste Management	\$9,395
HALF MOON BAY	
General Administration	\$1,131
Municipal Buildings and Facilities	\$900
Public Security and Safety	\$1,000
Solid Waste Management	\$1,000
Staff Development	\$1,100
HORSESHOE BAY	
General Administration	\$1,282
Public Security and Safety	\$3,389
ISLAND LAKE	
Solid Waste Management	\$10,059
ISLAND LAKE SOUTH	
General Administration	\$3,600
Parks, Sport and Recreation	\$3,061
ITASKA BEACH	
Wastewater	\$4,179
JARVIS BAY	
General Administration	\$2,651
Parks, Sport and Recreation	\$2,650
Public Security and Safety	\$3,000
Staff Development	\$800
Wastewater	\$1,700
KAPASIWIN	
Solid Waste Management	\$1,500
Water	\$2,101
LAKEVIEW	
Public Security and Safety	\$2,000
Solid Waste Management	\$2,029
LARKSPUR	
General Administration	\$3,600
Roads and Bridges	\$1,364
MA-ME-O BEACH	
General Administration	\$9,600

This report reflects the name and status in effect for each municipality at the time the report was produced. The estimated expenditures for each municipality include any revised operating spending plans as of January 9, 2018.

MUNICIPAL SUSTAINABILITY INITIATIVE – OPERATING
2016 Report of Government-Wide Objectives for Municipal Grant Funding
As of January 9, 2018

<u>Summer Village</u>	<u>Estimated Expenditures</u>
MEWATHA BEACH	
General Administration	\$3,600
Parks, Sport and Recreation	\$3,918
NAKAMUN PARK	
Public Security and Safety	\$4,868
NORGLLENWOLD	
General Administration	\$3,200
Public Security and Safety	\$3,200
Solid Waste Management	\$2,200
Staff Development	\$1,000
Wastewater	\$2,193
NORRIS BEACH	
General Administration	\$5,555
PARKLAND BEACH	
Public Security and Safety	\$5,000
Solid Waste Management	\$4,074
PELICAN NARROWS	
Solid Waste Management	\$9,179
POINT ALISON	
General Administration	\$1,500
Roads and Bridges	\$1,785
POPLAR BAY	
General Administration	\$8,455
ROCHON SANDS	
General Administration	\$996
Libraries	\$1,500
Municipal Buildings and Facilities	\$1,000
Solid Waste Management	\$2,000
Staff Development	\$1,500
ROSS HAVEN	
Parks, Sport and Recreation	\$8,987
SANDY BEACH	
Public Security and Safety	\$3,481
Water	\$5,538
SEBA BEACH	
Solid Waste Management	\$10,362

This report reflects the name and status in effect for each municipality at the time the report was produced. The estimated expenditures for each municipality include any revised operating spending plans as of January 9, 2018.

MUNICIPAL SUSTAINABILITY INITIATIVE – OPERATING
2016 Report of Government-Wide Objectives for Municipal Grant Funding
As of January 9, 2018

<u>Summer Village</u>	<u>Estimated Expenditures</u>
SILVER BEACH	
General Administration	\$6,540
SILVER SANDS	
Public Security and Safety	\$9,069
SOUTH BAPTISTE	
Solid Waste Management	\$5,510
SOUTH VIEW	
Public Security and Safety	\$6,849
SUNBREAKER COVE	
General Administration	\$2,174
Parks, Sport and Recreation	\$1,200
Public Security and Safety	\$1,400
Roads and Bridges	\$1,600
Solid Waste Management	\$2,000
SUNDANCE BEACH	
General Administration	\$7,904
SUNRISE BEACH	
Public Security and Safety	\$3,000
Solid Waste Management	\$5,441
SUNSET BEACH	
Solid Waste Management	\$5,269
SUNSET POINT	
Roads and Bridges	\$8,364
Solid Waste Management	\$994
VAL QUENTIN	
Parks, Sport and Recreation	\$8,831
WAIPAROUS	
Public Security and Safety	\$5,000
Solid Waste Management	\$1,354
WEST BAPTISTE	
Solid Waste Management	\$5,749
WEST COVE	
Public Security and Safety	\$8,797
WHISPERING HILLS	
General Administration	\$3,600
Parks, Sport and Recreation	\$5,011

This report reflects the name and status in effect for each municipality at the time the report was produced. The estimated expenditures for each municipality include any revised operating spending plans as of January 9, 2018.

MUNICIPAL SUSTAINABILITY INITIATIVE – OPERATING
2016 Report of Government-Wide Objectives for Municipal Grant Funding
As of January 9, 2018

Summer Village

Estimated Expenditures

WHITE SANDS

General Administration

\$9,180

YELLOWSTONE

Public Security and Safety

\$8,541

This report reflects the name and status in effect for each municipality at the time the report was produced. The estimated expenditures for each municipality include any revised operating spending plans as of January 9, 2018.

MUNICIPAL SUSTAINABILITY INITIATIVE – OPERATING
 2016 Report of Government-Wide Objectives for Municipal Grant Funding
 As of January 9, 2018

<u>Improvement District</u>	<u>Estimated Expenditures</u>
I.D. NO. 04 (WATERTON)	
Culture	\$16,716
I.D. NO. 09 (BANFF)	
Public Security and Safety	\$31,496
I.D. NO. 12 (JASPER NATIONAL PARK)	
Public Security and Safety	\$9,520
I.D. NO. 13 (ELK ISLAND)	
Roads and Bridges	\$14,831
I.D. NO. 24 (WOOD BUFFALO)	
Roads and Bridges	\$17,144
I.D. NO. 25 (WILLMORE WILDERNESS)	
Parks, Sport and Recreation	\$4,736
IMPROVEMENT DISTRICT NO. 349	
General Administration	\$18,437
Planning and Development	\$126,000
KANANASKIS IMPROVEMENT DISTRICT	
General Administration	\$41,590

This report reflects the name and status in effect for each municipality at the time the report was produced. The estimated expenditures for each municipality include any revised operating spending plans as of January 9, 2018.

MUNICIPAL SUSTAINABILITY INITIATIVE – OPERATING
2016 Report of Government-Wide Objectives for Municipal Grant Funding
As of January 9, 2018

Special Area

Estimated Expenditures

SPECIAL AREAS BOARD

Solid Waste Management

\$273,808

This report reflects the name and status in effect for each municipality at the time the report was produced. The estimated expenditures for each municipality include any revised operating spending plans as of January 9, 2018.

MUNICIPAL SUSTAINABILITY INITIATIVE – OPERATING
2016 Report of Government-Wide Objectives for Municipal Grant Funding
As of January 9, 2018

Métis Settlement

Estimated Expenditures

EAST PRAIRIE MÉTIS SETTLEMENT	
General Administration	\$16,539
ELIZABETH MÉTIS SETTLEMENT	
General Administration	\$17,446
FISHING LAKE MÉTIS SETTLEMENT	
Water	\$16,665
KIKINO MÉTIS SETTLEMENT	
Planning and Development	\$18,342
PADDLE PRAIRIE MÉTIS SETTLEMENT	
General Administration	\$16,818
PEAVINE MÉTIS SETTLEMENT	
General Administration	\$17,246

This report reflects the name and status in effect for each municipality at the time the report was produced. The estimated expenditures for each municipality include any revised operating spending plans as of January 9, 2018.

MUNICIPAL SUSTAINABILITY INITIATIVE – OPERATING
2016 Report of Government-Wide Objectives for Municipal Grant Funding
As of January 9, 2018

Other

Estimated Expenditures

TOWNSITE OF REDWOOD MEADOWS ADMIN SOC	
Wastewater	\$10,770
Water	\$10,770

This report reflects the name and status in effect for each municipality at the time the report was produced. The estimated expenditures for each municipality include any revised operating spending plans as of January 9, 2018.