

MUNICIPAL SUSTAINABILITY INITIATIVE – OPERATING
2015 Report on Government-Wide Objectives for
Municipal Grant Funding
As of August 29, 2016

CONTENTS

| | |
|----------------------------|----|
| Introduction | 1 |
| Government-Wide Objectives | 2 |
| Spending Estimates | |
| City | 5 |
| Specialized Municipality | 7 |
| Municipal District | 8 |
| Town | 14 |
| Village | 25 |
| Summer Village | 38 |
| Improvement District | 42 |
| Special Area | 43 |
| Métis Settlement | 44 |
| Other | 45 |

Introduction

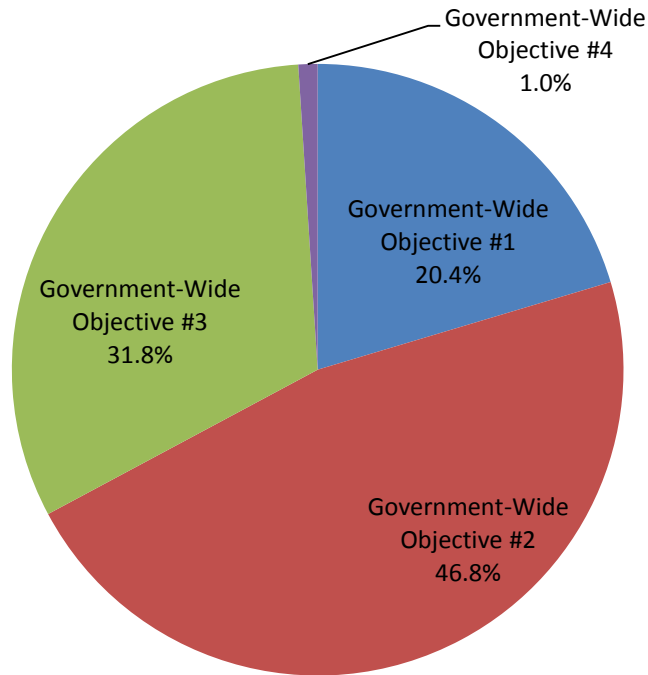
The Municipal Sustainability Initiative (MSI) operating program supports qualifying operating expenses of municipalities relating to planning activities, capacity building, municipal services, and support to non-profit organizations. Eligible projects include: the development of community sustainability plans and municipal statutory or land use plans; infrastructure planning and management systems; support for shared service arrangements with other municipalities; operational support for municipal services such as emergency preparedness or recreation services; the acquisition or construction of small capital assets; upgrading municipal buildings; and purchasing attachments for heavy-duty road maintenance equipment.

A municipality submits an annual operating spending plan to Municipal Affairs outlining its plans for the expenditure of its current MSI operating allocation and any carry-forward funding from the previous year, within the functional categories on the operating spending plan form.

Government-Wide Objectives for Municipal Grant Funding

Municipalities are required to direct MSI operating funding toward four government-wide objectives for municipal grant funding and their related functional categories. Provided in this report are summaries of how Alberta's municipalities planned to spend their MSI operating funding using the four government-wide objectives. Information contained in individual operating spending plans is also provided by municipality and organized by status type.

MSI operating funding (2015): A summary of how municipalities planned to spend their grant dollars by government-wide objective



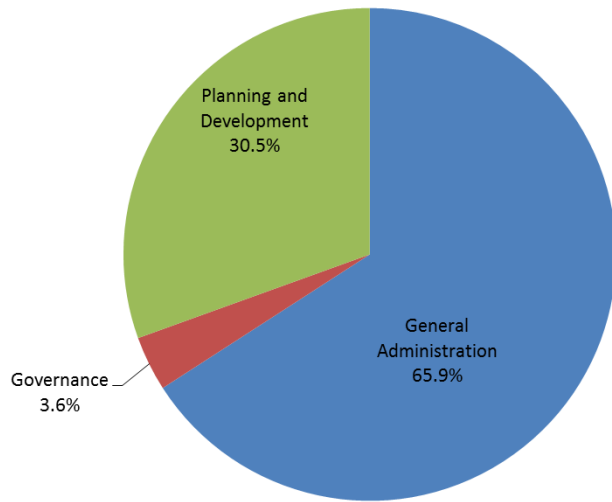
Government-Wide Objective #1 - To support initiatives that promote the viability and long-term sustainability of municipalities.

Government- Wide Objective #2 - To support the maintenance of safe, healthy and vibrant communities.

Government-Wide Objective #3 - To support the development and maintenance of core municipal infrastructure to meet existing and changing municipal needs.

Government-Wide Objective #4 - To support capacity-building within municipalities.

Government-Wide Objective #1 - To support initiatives that promote the viability and long-term sustainability of municipalities.

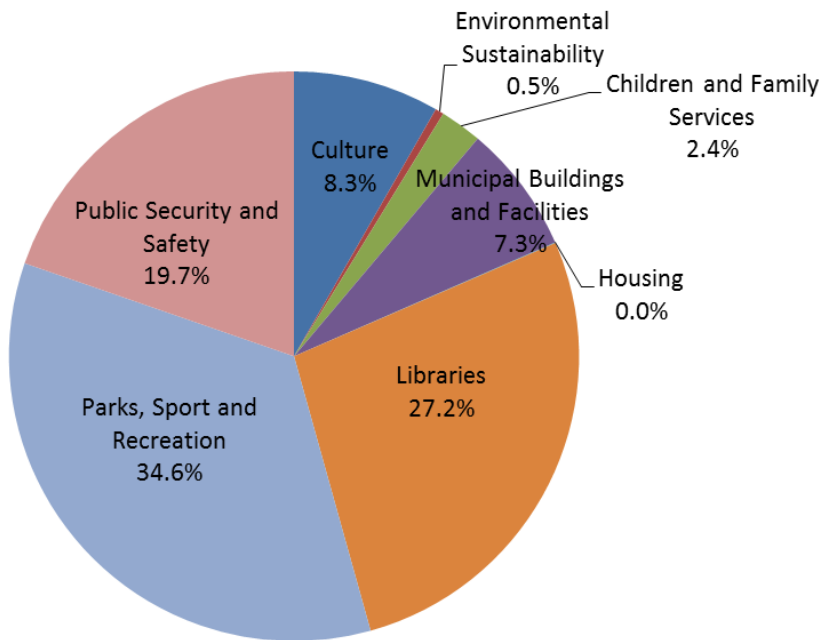


Governance: Activities that support the ongoing management of the municipality through its elected officials.

Planning and Development: Activities that contribute to land use planning, integrated community sustainability planning, or to the economic diversification of the municipality.

General Administration: Activities that provide for the overall operation of the municipality and are common to, or affect all of the services provided by the municipality.

Government- Wide Objective #2 - To support the maintenance of safe, healthy and vibrant communities.



Culture: Activities that support and promote the development of arts and culture within the municipality.

Children and Family Services: Activities that support social programming for people in need, children, families, and seniors.

Environmental Sustainability: Activities that support the protection of the environment.

Housing: Activities that support affordable housing and supportive living options for seniors, low-income families and those with special needs.

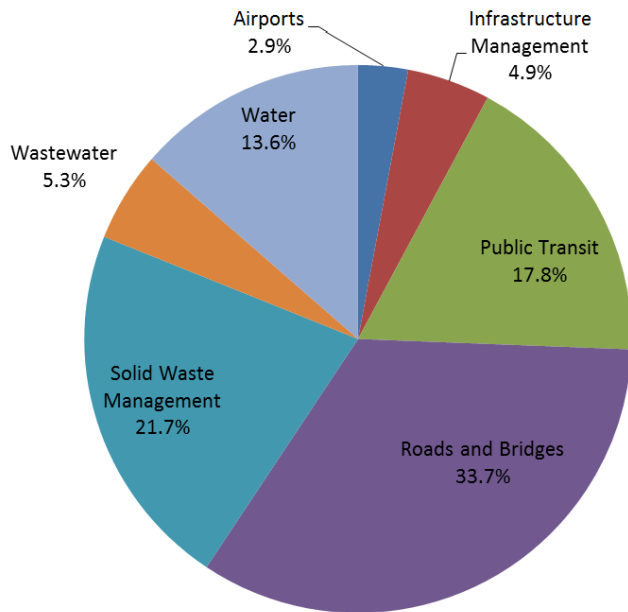
Libraries: Activities that support library programming and associated facilities.

Municipal Buildings and Facilities: Buildings and facilities that are necessary to the overall operation of the municipality and that are common to the services provided by the municipality.

Parks, Sport and Recreation: Activities related to the development and operation of facilities and related programming for recreational opportunities such as sports and parks.

Public Security and Safety: Activities related to the reduction of crime and the promotion of safe and secure communities.

Government-Wide Objective #3 - To support the development and maintenance of core municipal infrastructure to meet existing and changing municipal needs.



Airports: Activities related to air transportation services.

Infrastructure Management: Activities that support systematic infrastructure planning and management.

Public Transit: Activities related to the provision of public transit services.

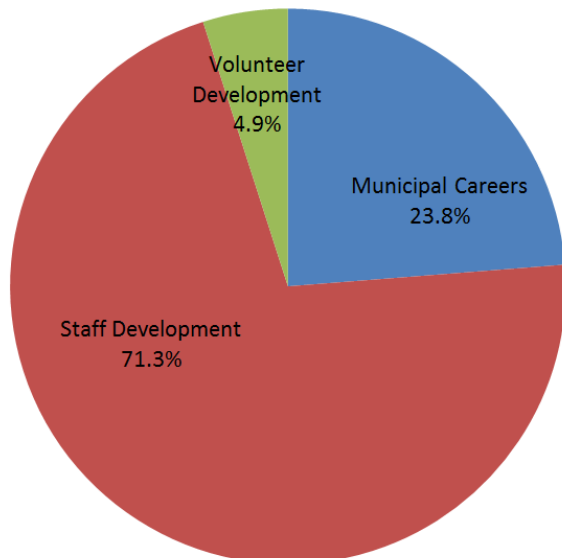
Roads and Bridges: Activities related to the construction and maintenance of roadways, bridges, and related structures.

Solid Waste Management: Activities related to the collection and management of garbage and other waste material.

Wastewater: Activities related to the collection or removal, treatment, and disposal of sanitary sewage.

Water: Activities related to acquiring, treating, and supplying water.

Government-Wide Objective #4 - To support capacity-building within municipalities.



Municipal Careers: Internships; succession planning; temporary/seasonal youth employment programs; municipal career promotion initiatives; other support related to hiring incentives.

Staff Development: Training or courses related to current and future employment; occupational health and safety training; census or election training; formal education subsidies; and conferences.

Volunteer Development: Training for volunteers and board members; and conferences or other networking events.

MUNICIPAL SUSTAINABILITY INITIATIVE - OPERATING
2015 Report of Government-Wide Objectives for Municipal Grant Funding
As of August 29, 2016

| <u>City</u> | <u>Estimated Expenditures</u> |
|------------------------------------|-------------------------------|
| AIRDRIE | |
| Parks, Sport and Recreation | \$362,466 |
| BROOKS | |
| Public Security and Safety | \$96,578 |
| CAMROSE | |
| Culture | \$10,000 |
| General Administration | \$3,762 |
| Municipal Buildings and Facilities | \$20,000 |
| Parks, Sport and Recreation | \$20,000 |
| Planning and Development | \$10,000 |
| Public Security and Safety | \$20,000 |
| Public Transit | \$10,000 |
| Roads and Bridges | \$20,000 |
| Staff Development | \$20,000 |
| CHESTERMERE | |
| General Administration | \$133,343 |
| Planning and Development | \$33,552 |
| COLD LAKE | |
| Children and Family Services | \$48,000 |
| Culture | \$73,174 |
| FORT SASKATCHEWAN | |
| Libraries | \$179,588 |
| LACOMBE | |
| Airports | \$12,500 |
| Children and Family Services | \$8,492 |
| General Administration | \$17,840 |
| Municipal Buildings and Facilities | \$14,008 |
| Planning and Development | \$123,746 |
| LEDUC | |
| Public Transit | \$216,475 |
| LETHBRIDGE | |
| Roads and Bridges | \$129,100 |
| LLOYDMINSTER | |
| Roads and Bridges | \$148,178 |

This report reflects the name and status in effect for each municipality at the time the report was produced. The estimated expenditures for each municipality include any revised operating spending plans as of August 29, 2016.

MUNICIPAL SUSTAINABILITY INITIATIVE - OPERATING
 2015 Report of Government-Wide Objectives for Municipal Grant Funding
 As of August 29, 2016

| <u>City</u> | <u>Estimated Expenditures</u> |
|------------------------------|-------------------------------|
| MEDICINE HAT | |
| Airports | \$206,626 |
| Children and Family Services | \$44,000 |
| Culture | \$9,500 |
| Parks, Sport and Recreation | \$20,000 |
| Public Security and Safety | \$30,500 |
| Roads and Bridges | \$355,175 |
| RED DEER | |
| Libraries | \$670,941 |
| SPRUCE GROVE | |
| Public Transit | \$210,648 |
| ST. ALBERT | |
| Libraries | \$450,756 |
| WETASKIWIN | |
| Culture | \$8,755 |
| Libraries | \$31,227 |
| Public Transit | \$50,270 |

This report reflects the name and status in effect for each municipality at the time the report was produced. The estimated expenditures for each municipality include any revised operating spending plans as of August 29, 2016.

MUNICIPAL SUSTAINABILITY INITIATIVE - OPERATING
2015 Report of Government-Wide Objectives for Municipal Grant Funding
As of August 29, 2016

Specialized Municipality

Estimated Expenditures

CROWSNEST PASS, Municipality of

General Administration \$119,940

Planning and Development \$26,000

JASPER, Municipality of

Infrastructure Management \$33,000

Parks, Sport and Recreation \$60,018

MACKENZIE COUNTY

Roads and Bridges \$117,635

STRATHCONA COUNTY

Infrastructure Management \$35,000

Public Transit \$757,685

This report reflects the name and status in effect for each municipality at the time the report was produced. The estimated expenditures for each municipality include any revised operating spending plans as of August 29, 2016.

MUNICIPAL SUSTAINABILITY INITIATIVE - OPERATING
2015 Report of Government-Wide Objectives for Municipal Grant Funding
As of August 29, 2016

| <u>Municipal District</u> | <u>Estimated Expenditures</u> |
|------------------------------------|--------------------------------------|
| ACADIA NO. 34, M.D. OF | |
| Parks, Sport and Recreation | \$44,772 |
| ATHABASCA COUNTY | |
| Roads and Bridges | \$177,587 |
| BARRHEAD NO. 11, COUNTY OF | |
| Libraries | \$125,883 |
| Public Security and Safety | \$45,000 |
| Solid Waste Management | \$11,548 |
| BEAVER COUNTY | |
| Culture | \$35,000 |
| General Administration | \$105,293 |
| Governance | \$20,000 |
| Municipal Careers | \$35,000 |
| Public Security and Safety | \$20,000 |
| BIG LAKES COUNTY | |
| Parks, Sport and Recreation | \$79,626 |
| BIGHORN NO. 8, M.D. OF | |
| General Administration | \$10,359 |
| Municipal Buildings and Facilities | \$10,000 |
| Planning and Development | \$10,000 |
| Roads and Bridges | \$20,000 |
| BIRCH HILLS COUNTY | |
| Public Transit | \$92,733 |
| BONNYVILLE NO. 87, M.D. OF | |
| Culture | \$35,000 |
| Parks, Sport and Recreation | \$132,385 |
| BRAZEAU COUNTY | |
| Parks, Sport and Recreation | \$119,439 |
| CAMROSE COUNTY | |
| General Administration | \$145,583 |
| Libraries | \$31,500 |
| Municipal Buildings and Facilities | \$28,080 |
| Public Security and Safety | \$17,500 |
| Roads and Bridges | \$151,780 |
| Water | \$4,700 |

This report reflects the name and status in effect for each municipality at the time the report was produced. The estimated expenditures for each municipality include any revised operating spending plans as of August 29, 2016.

MUNICIPAL SUSTAINABILITY INITIATIVE - OPERATING
 2015 Report of Government-Wide Objectives for Municipal Grant Funding
 As of August 29, 2016

| <u>Municipal District</u> | <u>Estimated Expenditures</u> |
|--|--------------------------------------|
| CARDSTON COUNTY | |
| Children and Family Services | \$30,874 |
| Culture | \$78,337 |
| Parks, Sport and Recreation | \$29,518 |
| CLEAR HILLS COUNTY | |
| Parks, Sport and Recreation | \$144,617 |
| CLEARWATER COUNTY | |
| Parks, Sport and Recreation | \$195,816 |
| CYPRESS COUNTY | |
| Culture | \$35,000 |
| General Administration | \$62,913 |
| Libraries | \$69,000 |
| FAIRVIEW NO. 136, M.D. OF | |
| Planning and Development | \$79,453 |
| FLAGSTAFF COUNTY | |
| General Administration | \$66,791 |
| Roads and Bridges | \$281,450 |
| FOOTHILLS NO. 31, M.D. OF | |
| General Administration | \$245,622 |
| FORTY MILE NO. 8, COUNTY OF | |
| Infrastructure Management | \$75,000 |
| Municipal Buildings and Facilities | \$92,482 |
| Planning and Development | \$11,000 |
| GRANDE PRAIRIE NO. 1, COUNTY OF | |
| Public Security and Safety | \$251,110 |
| GREENVIEW NO. 16, M.D. OF | |
| General Administration | \$193,586 |
| KNEEHILL COUNTY | |
| Planning and Development | \$100,690 |
| LAC LA BICHE COUNTY | |
| Culture | \$127,057 |
| LAC STE. ANNE COUNTY | |
| Municipal Buildings and Facilities | \$104,815 |
| LACOMBE COUNTY | |
| Solid Waste Management | \$146,195 |

This report reflects the name and status in effect for each municipality at the time the report was produced. The estimated expenditures for each municipality include any revised operating spending plans as of August 29, 2016.

MUNICIPAL SUSTAINABILITY INITIATIVE - OPERATING
 2015 Report of Government-Wide Objectives for Municipal Grant Funding
 As of August 29, 2016

| <u>Municipal District</u> | <u>Estimated Expenditures</u> |
|--|--------------------------------------|
| LAMONT COUNTY | |
| Culture | \$28,000 |
| General Administration | \$22,191 |
| Libraries | \$13,463 |
| Parks, Sport and Recreation | \$116,103 |
| LEDUC COUNTY | |
| Solid Waste Management | \$214,240 |
| Wastewater | \$18,566 |
| Water | \$46,344 |
| LESSER SLAVE RIVER NO. 124, M.D. OF | |
| Public Security and Safety | \$62,480 |
| LETHBRIDGE COUNTY | |
| Environmental Sustainability | \$20,000 |
| Infrastructure Management | \$42,410 |
| Planning and Development | \$20,000 |
| Public Security and Safety | \$124,000 |
| Staff Development | \$3,500 |
| MINBURN NO. 27, COUNTY OF | |
| Culture | \$72,600 |
| Solid Waste Management | \$70,022 |
| Wastewater | \$27,140 |
| Water | \$17,393 |
| MOUNTAIN VIEW COUNTY | |
| Public Security and Safety | \$165,672 |
| NEWELL, COUNTY OF | |
| Public Security and Safety | \$90,786 |
| Solid Waste Management | \$102,000 |
| NORTHERN LIGHTS, COUNTY OF | |
| Roads and Bridges | \$116,023 |
| NORTHERN SUNRISE COUNTY | |
| Parks, Sport and Recreation | \$50,350 |
| Public Security and Safety | \$28,830 |
| OPPORTUNITY NO. 17, M.D. OF | |
| Roads and Bridges | \$97,673 |
| PAINTEARTH NO. 18, COUNTY OF | |
| Parks, Sport and Recreation | \$139,862 |

This report reflects the name and status in effect for each municipality at the time the report was produced. The estimated expenditures for each municipality include any revised operating spending plans as of August 29, 2016.

MUNICIPAL SUSTAINABILITY INITIATIVE - OPERATING
2015 Report of Government-Wide Objectives for Municipal Grant Funding
As of August 29, 2016

| <u>Municipal District</u> | <u>Estimated Expenditures</u> |
|-------------------------------------|--------------------------------------|
| PARKLAND COUNTY | |
| General Administration | \$332,521 |
| Infrastructure Management | \$39,300 |
| Public Security and Safety | \$185,000 |
| Wastewater | \$37,500 |
| Water | \$37,500 |
| PEACE NO. 135, M.D. OF | |
| Planning and Development | \$64,330 |
| PINCHER CREEK NO. 9, M.D. OF | |
| Roads and Bridges | \$54,245 |
| PONOKA COUNTY | |
| Solid Waste Management | \$114,436 |
| PROVOST NO. 52, M.D. OF | |
| Solid Waste Management | \$99,347 |
| RANCHLAND NO. 66, M.D. OF | |
| General Administration | \$3,533 |
| Municipal Buildings and Facilities | \$12,000 |
| Planning and Development | \$5,000 |
| Roads and Bridges | \$2,000 |
| Solid Waste Management | \$2,000 |
| RED DEER COUNTY | |
| Public Transit | \$227,720 |
| ROCKY VIEW COUNTY | |
| General Administration | \$143,300 |
| Libraries | \$342,115 |
| Roads and Bridges | \$104,488 |
| SADDLE HILLS COUNTY | |
| Public Security and Safety | \$77,732 |
| SMOKY LAKE COUNTY | |
| Municipal Buildings and Facilities | \$40,770 |
| Parks, Sport and Recreation | \$76,000 |
| SMOKY RIVER NO. 130, M.D. OF | |
| Libraries | \$10,630 |
| Parks, Sport and Recreation | \$32,576 |
| Planning and Development | \$73,659 |

This report reflects the name and status in effect for each municipality at the time the report was produced. The estimated expenditures for each municipality include any revised operating spending plans as of August 29, 2016.

MUNICIPAL SUSTAINABILITY INITIATIVE - OPERATING
 2015 Report of Government-Wide Objectives for Municipal Grant Funding
 As of August 29, 2016

| <u>Municipal District</u> | <u>Estimated Expenditures</u> |
|--------------------------------------|--------------------------------------|
| SPIRIT RIVER NO. 133, M.D. OF | |
| Airports | \$3,400 |
| Culture | \$7,800 |
| General Administration | \$12,000 |
| Libraries | \$1,500 |
| Municipal Buildings and Facilities | \$4,566 |
| Parks, Sport and Recreation | \$19,835 |
| Staff Development | \$3,000 |
| ST. PAUL NO. 19, COUNTY OF | |
| Culture | \$103,097 |
| Libraries | \$42,468 |
| STARLAND COUNTY | |
| Parks, Sport and Recreation | \$121,179 |
| STETTLER NO. 6, COUNTY OF | |
| Libraries | \$82,119 |
| Parks, Sport and Recreation | \$136,680 |
| TABER, M.D. OF | |
| Parks, Sport and Recreation | \$137,632 |
| THORHILD COUNTY | |
| Libraries | \$93,983 |
| Parks, Sport and Recreation | \$35,533 |
| TWO HILLS NO. 21, COUNTY OF | |
| Libraries | \$5,852 |
| Municipal Buildings and Facilities | \$81,607 |
| Parks, Sport and Recreation | \$100,000 |
| VERMILION RIVER, COUNTY OF | |
| General Administration | \$238,270 |
| Infrastructure Management | \$90,000 |
| Libraries | \$9,500 |
| Planning and Development | \$35,000 |
| VULCAN COUNTY | |
| General Administration | \$75,000 |
| Libraries | \$79,000 |
| Public Security and Safety | \$41,551 |
| Staff Development | \$92,045 |

This report reflects the name and status in effect for each municipality at the time the report was produced. The estimated expenditures for each municipality include any revised operating spending plans as of August 29, 2016.

MUNICIPAL SUSTAINABILITY INITIATIVE - OPERATING
 2015 Report of Government-Wide Objectives for Municipal Grant Funding
 As of August 29, 2016

| <u>Municipal District</u> | <u>Estimated Expenditures</u> |
|----------------------------------|--------------------------------------|
| WAINWRIGHT NO. 61, M.D. OF | |
| Parks, Sport and Recreation | \$113,494 |
| Public Security and Safety | \$113,495 |
| WARNER NO. 5, COUNTY OF | |
| Parks, Sport and Recreation | \$159,940 |
| WESTLOCK COUNTY | |
| Roads and Bridges | \$230,449 |
| WETASKIWIN NO. 10, COUNTY OF | |
| General Administration | \$60,000 |
| Parks, Sport and Recreation | \$138,812 |
| Planning and Development | \$37,270 |
| WHEATLAND COUNTY | |
| General Administration | \$14,300 |
| Planning and Development | \$244,163 |
| Wastewater | \$8,145 |
| Water | \$21,458 |
| WILLOW CREEK NO. 26, M.D. OF | |
| Infrastructure Management | \$125,000 |
| Parks, Sport and Recreation | \$67,088 |
| WOODLANDS COUNTY | |
| Parks, Sport and Recreation | \$79,745 |
| YELLOWHEAD COUNTY | |
| General Administration | \$224,871 |

This report reflects the name and status in effect for each municipality at the time the report was produced. The estimated expenditures for each municipality include any revised operating spending plans as of August 29, 2016.

MUNICIPAL SUSTAINABILITY INITIATIVE - OPERATING
2015 Report of Government-Wide Objectives for Municipal Grant Funding
As of August 29, 2016

| <u>Town</u> | <u>Estimated Expenditures</u> |
|------------------------------|--------------------------------------|
| BANFF | |
| Public Transit | \$92,731 |
| BARRHEAD | |
| Parks, Sport and Recreation | \$69,202 |
| Roads and Bridges | \$69,202 |
| BASHAW | |
| Children and Family Services | \$25,000 |
| Libraries | \$8,000 |
| Parks, Sport and Recreation | \$13,767 |
| Public Security and Safety | \$10,000 |
| Public Transit | \$3,000 |
| BASSANO | |
| General Administration | \$5,000 |
| Infrastructure Management | \$10,240 |
| Libraries | \$2,500 |
| Planning and Development | \$13,400 |
| Public Security and Safety | \$14,000 |
| Roads and Bridges | \$57,945 |
| Solid Waste Management | \$5,000 |
| Wastewater | \$24,195 |
| Water | \$12,505 |
| BEAUMONT | |
| Public Security and Safety | \$116,715 |
| BEAVERLODGE | |
| General Administration | \$15,000 |
| Libraries | \$20,000 |
| Parks, Sport and Recreation | \$25,000 |
| Roads and Bridges | \$22,151 |
| BENTLEY | |
| Culture | \$4,000 |
| General Administration | \$2,484 |
| Libraries | \$17,305 |
| Parks, Sport and Recreation | \$40,000 |
| Planning and Development | \$8,000 |
| BLACK DIAMOND | |
| General Administration | \$63,609 |

This report reflects the name and status in effect for each municipality at the time the report was produced. The estimated expenditures for each municipality include any revised operating spending plans as of August 29, 2016.

MUNICIPAL SUSTAINABILITY INITIATIVE - OPERATING
 2015 Report of Government-Wide Objectives for Municipal Grant Funding
 As of August 29, 2016

| <u>Town</u> | <u>Estimated Expenditures</u> |
|------------------------------------|--------------------------------------|
| BLACKFALDS | |
| Libraries | \$64,524 |
| BON ACCORD | |
| Public Security and Safety | \$57,719 |
| BONNYVILLE | |
| Culture | \$30,000 |
| Libraries | \$34,814 |
| BOW ISLAND | |
| General Administration | \$11,000 |
| Libraries | \$19,186 |
| Parks, Sport and Recreation | \$48,774 |
| Planning and Development | \$2,500 |
| Roads and Bridges | \$30,500 |
| Solid Waste Management | \$16,023 |
| BOWDEN | |
| Culture | \$10,000 |
| General Administration | \$6,000 |
| Libraries | \$15,000 |
| Municipal Buildings and Facilities | \$11,000 |
| Parks, Sport and Recreation | \$12,000 |
| Planning and Development | \$7,500 |
| Staff Development | \$1,892 |
| Wastewater | \$7,000 |
| Water | \$7,000 |
| BRUDERHEIM | |
| General Administration | \$19,740 |
| Parks, Sport and Recreation | \$34,300 |
| CALMAR | |
| Water | \$30,212 |
| CANMORE | |
| Libraries | \$169,206 |
| CARDSTON | |
| Libraries | \$46,000 |
| Planning and Development | \$34,000 |
| Solid Waste Management | \$65,000 |
| Wastewater | \$45,157 |

This report reflects the name and status in effect for each municipality at the time the report was produced. The estimated expenditures for each municipality include any revised operating spending plans as of August 29, 2016.

MUNICIPAL SUSTAINABILITY INITIATIVE - OPERATING
 2015 Report of Government-Wide Objectives for Municipal Grant Funding
 As of August 29, 2016

| <u>Town</u> | <u>Estimated Expenditures</u> |
|-----------------------------|--------------------------------------|
| CARSTAIRS | |
| Parks, Sport and Recreation | \$39,240 |
| CASTOR | |
| General Administration | \$42,535 |
| Staff Development | \$20,000 |
| CLARESHOLM | |
| Libraries | \$100,000 |
| Solid Waste Management | \$20,276 |
| COALDALE | |
| General Administration | \$23,000 |
| Planning and Development | \$56,604 |
| Public Transit | \$41,200 |
| Roads and Bridges | \$122,607 |
| COALHURST | |
| Culture | \$7,000 |
| General Administration | \$25,000 |
| Parks, Sport and Recreation | \$5,500 |
| Planning and Development | \$9,323 |
| Roads and Bridges | \$38,000 |
| Solid Waste Management | \$31,000 |
| Water | \$14,000 |
| COCHRANE | |
| Planning and Development | \$163,218 |
| CORONATION | |
| Libraries | \$20,820 |
| Parks, Sport and Recreation | \$28,997 |
| Planning and Development | \$13,515 |
| CROSSFIELD | |
| Solid Waste Management | \$38,175 |
| DAYSLAND | |
| General Administration | \$4,800 |
| Governance | \$10,100 |
| Planning and Development | \$16,441 |
| Solid Waste Management | \$41,563 |
| DEVON | |
| Libraries | \$58,051 |

This report reflects the name and status in effect for each municipality at the time the report was produced. The estimated expenditures for each municipality include any revised operating spending plans as of August 29, 2016.

MUNICIPAL SUSTAINABILITY INITIATIVE - OPERATING
 2015 Report of Government-Wide Objectives for Municipal Grant Funding
 As of August 29, 2016

| <u>Town</u> | <u>Estimated Expenditures</u> |
|------------------------------------|--------------------------------------|
| DIDSBURY | |
| Libraries | \$75,000 |
| Parks, Sport and Recreation | \$77,245 |
| DRAYTON VALLEY | |
| Roads and Bridges | \$68,702 |
| DRUMHELLER | |
| Libraries | \$67,660 |
| ECKVILLE | |
| General Administration | \$7,000 |
| Governance | \$6,000 |
| Municipal Buildings and Facilities | \$20,000 |
| Planning and Development | \$12,303 |
| Roads and Bridges | \$17,653 |
| Water | \$4,738 |
| EDSON | |
| Culture | \$72,212 |
| ELK POINT | |
| Culture | \$10,000 |
| Libraries | \$4,000 |
| Municipal Buildings and Facilities | \$10,000 |
| Parks, Sport and Recreation | \$16,119 |
| Water | \$20,000 |
| FAIRVIEW | |
| Libraries | \$103,402 |
| FALHER | |
| General Administration | \$62,156 |
| Parks, Sport and Recreation | \$24,171 |
| Wastewater | \$83,000 |
| FORT MACLEOD | |
| Culture | \$100,000 |
| General Administration | \$31,495 |
| FOX CREEK | |
| Water | \$31,644 |
| GIBBONS | |
| Parks, Sport and Recreation | \$35,531 |

This report reflects the name and status in effect for each municipality at the time the report was produced. The estimated expenditures for each municipality include any revised operating spending plans as of August 29, 2016.

MUNICIPAL SUSTAINABILITY INITIATIVE - OPERATING
 2015 Report of Government-Wide Objectives for Municipal Grant Funding
 As of August 29, 2016

| <u>Town</u> | <u>Estimated Expenditures</u> |
|------------------------------------|--------------------------------------|
| GRANDE CACHE | |
| Planning and Development | \$44,230 |
| GRANUM | |
| Children and Family Services | \$4,400 |
| General Administration | \$7,953 |
| Municipal Buildings and Facilities | \$10,500 |
| Parks, Sport and Recreation | \$2,500 |
| Public Security and Safety | \$6,500 |
| Solid Waste Management | \$11,300 |
| Staff Development | \$6,530 |
| Water | \$8,500 |
| GRIMSHAW | |
| Parks, Sport and Recreation | \$85,804 |
| HANNA | |
| Parks, Sport and Recreation | \$146,817 |
| HARDISTY | |
| Parks, Sport and Recreation | \$21,676 |
| HIGH LEVEL | |
| Libraries | \$40,622 |
| HIGH PRAIRIE | |
| Roads and Bridges | \$88,404 |
| HIGH RIVER | |
| General Administration | \$150,000 |
| Municipal Buildings and Facilities | \$65,335 |
| HINTON | |
| Public Security and Safety | \$84,527 |
| INNISFAIL | |
| Culture | \$20,000 |
| General Administration | \$5,290 |
| Public Transit | \$42,000 |
| IRRICANA | |
| Water | \$52,016 |
| KILLAM | |
| Children and Family Services | \$13,244 |
| Libraries | \$13,000 |
| Public Security and Safety | \$17,968 |

This report reflects the name and status in effect for each municipality at the time the report was produced. The estimated expenditures for each municipality include any revised operating spending plans as of August 29, 2016.

MUNICIPAL SUSTAINABILITY INITIATIVE - OPERATING
 2015 Report of Government-Wide Objectives for Municipal Grant Funding
 As of August 29, 2016

| <u>Town</u> | <u>Estimated Expenditures</u> |
|------------------------------------|--------------------------------------|
| LAMONT | |
| Parks, Sport and Recreation | \$65,041 |
| LEGAL | |
| General Administration | \$18,957 |
| Infrastructure Management | \$5,000 |
| Municipal Buildings and Facilities | \$29,317 |
| Parks, Sport and Recreation | \$7,000 |
| Wastewater | \$12,000 |
| Water | \$8,000 |
| MAGRATH | |
| Culture | \$12,000 |
| General Administration | \$25,000 |
| Libraries | \$50,000 |
| Parks, Sport and Recreation | \$44,647 |
| MANNING | |
| Roads and Bridges | \$19,154 |
| Water | \$30,000 |
| MAYERTHORPE | |
| Solid Waste Management | \$93,500 |
| Water | \$50,829 |
| MCLENNAN | |
| Airports | \$14,500 |
| Children and Family Services | \$6,000 |
| Parks, Sport and Recreation | \$21,311 |
| Planning and Development | \$14,500 |
| Public Security and Safety | \$14,500 |
| Roads and Bridges | \$20,000 |
| MILK RIVER | |
| General Administration | \$45,000 |
| Parks, Sport and Recreation | \$11,732 |
| MILLET | |
| Culture | \$25,000 |
| Libraries | \$31,250 |
| Planning and Development | \$17,997 |
| MORINVILLE | |
| Culture | \$28,017 |
| Libraries | \$46,000 |

This report reflects the name and status in effect for each municipality at the time the report was produced. The estimated expenditures for each municipality include any revised operating spending plans as of August 29, 2016.

MUNICIPAL SUSTAINABILITY INITIATIVE - OPERATING
 2015 Report of Government-Wide Objectives for Municipal Grant Funding
 As of August 29, 2016

| <u>Town</u> | <u>Estimated Expenditures</u> |
|------------------------------------|--------------------------------------|
| MUNDARE | |
| Culture | \$2,364 |
| Libraries | \$2,644 |
| Municipal Buildings and Facilities | \$17,758 |
| NANTON | |
| Planning and Development | \$28,435 |
| Public Transit | \$5,000 |
| Solid Waste Management | \$22,500 |
| OKOTOKS | |
| General Administration | \$296,000 |
| Governance | \$100,506 |
| Planning and Development | \$100,000 |
| OLDS | |
| Parks, Sport and Recreation | \$74,313 |
| ONOWAY | |
| Public Security and Safety | \$45,843 |
| OYEN | |
| Children and Family Services | \$10,000 |
| Municipal Buildings and Facilities | \$15,000 |
| Parks, Sport and Recreation | \$5,962 |
| Planning and Development | \$28,400 |
| Public Security and Safety | \$43,500 |
| Roads and Bridges | \$10,000 |
| Water | \$2,000 |
| PEACE RIVER | |
| Solid Waste Management | \$62,085 |
| PENHOLD | |
| Libraries | \$93,913 |
| PICTURE BUTTE | |
| Parks, Sport and Recreation | \$97,298 |
| PINCHER CREEK | |
| Environmental Sustainability | \$35,000 |
| Wastewater | \$50,423 |
| Water | \$71,000 |
| PONOKA | |
| Parks, Sport and Recreation | \$58,089 |

This report reflects the name and status in effect for each municipality at the time the report was produced. The estimated expenditures for each municipality include any revised operating spending plans as of August 29, 2016.

MUNICIPAL SUSTAINABILITY INITIATIVE - OPERATING
2015 Report of Government-Wide Objectives for Municipal Grant Funding
As of August 29, 2016

| <u>Town</u> | <u>Estimated Expenditures</u> |
|------------------------------------|--------------------------------------|
| PROVOST | |
| Roads and Bridges | \$50,000 |
| Wastewater | \$5,811 |
| Water | \$17,508 |
| RAINBOW LAKE | |
| Planning and Development | \$48,000 |
| Water | \$32,274 |
| RAYMOND | |
| Children and Family Services | \$28,000 |
| Culture | \$21,016 |
| General Administration | \$181,000 |
| Libraries | \$46,000 |
| Planning and Development | \$41,000 |
| Public Security and Safety | \$70,000 |
| REDCLIFF | |
| Libraries | \$69,131 |
| REDWATER | |
| General Administration | \$12,000 |
| Public Security and Safety | \$19,900 |
| RIMBEY | |
| Solid Waste Management | \$32,652 |
| ROCKY MOUNTAIN HOUSE | |
| Public Security and Safety | \$62,599 |
| SEDGEWICK | |
| Governance | \$6,000 |
| Infrastructure Management | \$25,000 |
| Planning and Development | \$48,000 |
| Staff Development | \$14,500 |
| Volunteer Development | \$4,823 |
| SEXSMITH | |
| General Administration | \$21,079 |
| Libraries | \$17,117 |
| Municipal Buildings and Facilities | \$8,500 |
| Parks, Sport and Recreation | \$24,500 |
| Public Security and Safety | \$9,600 |
| Volunteer Development | \$8,700 |

This report reflects the name and status in effect for each municipality at the time the report was produced. The estimated expenditures for each municipality include any revised operating spending plans as of August 29, 2016.

MUNICIPAL SUSTAINABILITY INITIATIVE - OPERATING
2015 Report of Government-Wide Objectives for Municipal Grant Funding
As of August 29, 2016

| <u>Town</u> | <u>Estimated Expenditures</u> |
|------------------------------------|--------------------------------------|
| SLAVE LAKE | |
| Libraries | \$61,051 |
| SMOKY LAKE | |
| General Administration | \$15,000 |
| Governance | \$30,000 |
| Libraries | \$27,500 |
| Municipal Buildings and Facilities | \$38,673 |
| Roads and Bridges | \$60,000 |
| Staff Development | \$1,187 |
| SPIRIT RIVER | |
| General Administration | \$36,400 |
| Solid Waste Management | \$30,564 |
| ST. PAUL | |
| Parks, Sport and Recreation | \$217,954 |
| STAVELY | |
| Libraries | \$2,500 |
| Parks, Sport and Recreation | \$5,000 |
| Public Security and Safety | \$5,000 |
| Roads and Bridges | \$9,347 |
| Solid Waste Management | \$5,822 |
| Staff Development | \$1,500 |
| Water | \$2,446 |
| STETTLER | |
| Public Security and Safety | \$54,625 |
| STONY PLAIN | |
| Roads and Bridges | \$117,763 |
| STRATHMORE | |
| Public Security and Safety | \$97,208 |
| SUNDRE | |
| Culture | \$4,650 |
| General Administration | \$44,017 |
| Parks, Sport and Recreation | \$4,650 |
| Public Transit | \$2,100 |
| SWAN HILLS | |
| Water | \$57,497 |

This report reflects the name and status in effect for each municipality at the time the report was produced. The estimated expenditures for each municipality include any revised operating spending plans as of August 29, 2016.

MUNICIPAL SUSTAINABILITY INITIATIVE - OPERATING
 2015 Report of Government-Wide Objectives for Municipal Grant Funding
 As of August 29, 2016

| <u>Town</u> | <u>Estimated Expenditures</u> |
|------------------------------------|--------------------------------------|
| SYLVAN LAKE | |
| Libraries | \$105,447 |
| TABER | |
| Wastewater | \$38,298 |
| Water | \$27,733 |
| THREE HILLS | |
| Culture | \$25,000 |
| General Administration | \$31,343 |
| Libraries | \$27,282 |
| Parks, Sport and Recreation | \$90,000 |
| TOFIELD | |
| Children and Family Services | \$33,100 |
| Libraries | \$10,000 |
| Municipal Buildings and Facilities | \$19,991 |
| Parks, Sport and Recreation | \$13,991 |
| TROCHU | |
| Children and Family Services | \$25,000 |
| Libraries | \$14,000 |
| Municipal Careers | \$26,278 |
| Parks, Sport and Recreation | \$4,000 |
| TURNER VALLEY | |
| General Administration | \$31,619 |
| TWO HILLS | |
| Municipal Buildings and Facilities | \$147,097 |
| VALLEYVIEW | |
| Libraries | \$40,000 |
| Public Security and Safety | \$31,210 |
| VAUXHALL | |
| General Administration | \$200 |
| Governance | \$33,000 |
| Parks, Sport and Recreation | \$36,277 |
| Planning and Development | \$5,800 |
| Public Security and Safety | \$19,425 |
| Solid Waste Management | \$39,500 |

This report reflects the name and status in effect for each municipality at the time the report was produced. The estimated expenditures for each municipality include any revised operating spending plans as of August 29, 2016.

MUNICIPAL SUSTAINABILITY INITIATIVE - OPERATING
 2015 Report of Government-Wide Objectives for Municipal Grant Funding
 As of August 29, 2016

| <u>Town</u> | <u>Estimated Expenditures</u> |
|------------------------------------|--------------------------------------|
| VEGREVILLE | |
| General Administration | \$54,400 |
| Public Security and Safety | \$20,587 |
| VERMILION | |
| Parks, Sport and Recreation | \$96,250 |
| Planning and Development | \$25,000 |
| Roads and Bridges | \$20,170 |
| VIKING | |
| Children and Family Services | \$11,300 |
| Culture | \$9,000 |
| Libraries | \$22,000 |
| Municipal Buildings and Facilities | \$2,000 |
| Public Security and Safety | \$27,642 |
| VULCAN | |
| Solid Waste Management | \$68,013 |
| WAINWRIGHT | |
| Roads and Bridges | \$56,393 |
| WEMBLEY | |
| Public Security and Safety | \$55,414 |
| WESTLOCK | |
| Culture | \$52,932 |
| General Administration | \$96,760 |
| WHITECOURT | |
| Airports | \$40,000 |
| Culture | \$22,000 |
| Environmental Sustainability | \$5,827 |
| Planning and Development | \$21,390 |

This report reflects the name and status in effect for each municipality at the time the report was produced. The estimated expenditures for each municipality include any revised operating spending plans as of August 29, 2016.

MUNICIPAL SUSTAINABILITY INITIATIVE - OPERATING
2015 Report of Government-Wide Objectives for Municipal Grant Funding
As of August 29, 2016

| <u>Village</u> | <u>Estimated Expenditures</u> |
|------------------------------------|-------------------------------|
| ACME | |
| Municipal Buildings and Facilities | \$20,000 |
| Parks, Sport and Recreation | \$28,000 |
| Planning and Development | \$3,238 |
| Roads and Bridges | \$10,000 |
| Wastewater | \$10,000 |
| Water | \$10,000 |
| ALBERTA BEACH | |
| Public Security and Safety | \$24,384 |
| ALIX | |
| Parks, Sport and Recreation | \$22,479 |
| ALLIANCE | |
| Children and Family Services | \$2,349 |
| General Administration | \$3,500 |
| Governance | \$563 |
| Libraries | \$696 |
| Parks, Sport and Recreation | \$8,398 |
| Public Security and Safety | \$3,500 |
| Solid Waste Management | \$17,405 |
| AMISK | |
| Libraries | \$4,600 |
| Solid Waste Management | \$12,363 |
| Wastewater | \$5,091 |
| Water | \$14,329 |
| ANDREW | |
| Municipal Buildings and Facilities | \$26,874 |
| Parks, Sport and Recreation | \$3,100 |
| Public Security and Safety | \$6,000 |
| ARROWWOOD | |
| General Administration | \$26,718 |
| BARNWELL | |
| General Administration | \$6,766 |
| Public Security and Safety | \$15,000 |
| Roads and Bridges | \$7,000 |
| Solid Waste Management | \$13,000 |
| Water | \$15,000 |

This report reflects the name and status in effect for each municipality at the time the report was produced. The estimated expenditures for each municipality include any revised operating spending plans as of August 29, 2016.

MUNICIPAL SUSTAINABILITY INITIATIVE - OPERATING
 2015 Report of Government-Wide Objectives for Municipal Grant Funding
 As of August 29, 2016

| <u>Village</u> | <u>Estimated Expenditures</u> |
|------------------------------------|-------------------------------|
| BARONS | |
| Children and Family Services | \$2,175 |
| General Administration | \$8,000 |
| Libraries | \$2,850 |
| Planning and Development | \$2,000 |
| Public Security and Safety | \$13,695 |
| Roads and Bridges | \$4,500 |
| Solid Waste Management | \$13,695 |
| BAWLF | |
| Libraries | \$3,000 |
| Municipal Buildings and Facilities | \$4,000 |
| Public Security and Safety | \$10,000 |
| Roads and Bridges | \$2,000 |
| Solid Waste Management | \$12,223 |
| Wastewater | \$12,000 |
| Water | \$11,000 |
| BEISEKER | |
| Water | \$39,237 |
| BERWYN | |
| Roads and Bridges | \$2,162 |
| Solid Waste Management | \$50,541 |
| Staff Development | \$550 |
| Water | \$12,000 |
| BIG VALLEY | |
| Roads and Bridges | \$26,719 |
| Water | \$24,000 |
| BITTERN LAKE | |
| Children and Family Services | \$1,300 |
| General Administration | \$6,202 |
| Governance | \$4,500 |
| Libraries | \$1,750 |
| Municipal Buildings and Facilities | \$4,300 |
| Parks, Sport and Recreation | \$330 |
| Planning and Development | \$1,000 |
| Public Security and Safety | \$14,250 |
| Staff Development | \$3,150 |

This report reflects the name and status in effect for each municipality at the time the report was produced. The estimated expenditures for each municipality include any revised operating spending plans as of August 29, 2016.

MUNICIPAL SUSTAINABILITY INITIATIVE - OPERATING
2015 Report of Government-Wide Objectives for Municipal Grant Funding
As of August 29, 2016

| <u>Village</u> | <u>Estimated Expenditures</u> |
|------------------------------------|-------------------------------|
| BOTHA | |
| Culture | \$5,000 |
| General Administration | \$2,000 |
| Libraries | \$5,000 |
| Municipal Buildings and Facilities | \$1,753 |
| Planning and Development | \$10,000 |
| Staff Development | \$2,313 |
| BOYLE | |
| Parks, Sport and Recreation | \$43,443 |
| CARBON | |
| Children and Family Services | \$300 |
| Governance | \$2,750 |
| Libraries | \$5,818 |
| Municipal Buildings and Facilities | \$1,600 |
| Parks, Sport and Recreation | \$9,500 |
| Roads and Bridges | \$37,450 |
| Solid Waste Management | \$7,500 |
| Water | \$6,339 |
| CARMANGAY | |
| Children and Family Services | \$4,129 |
| Libraries | \$1,353 |
| Wastewater | \$35,964 |
| CAROLINE | |
| General Administration | \$21,000 |
| Solid Waste Management | \$30,000 |
| Water | \$12,089 |
| CEREAL | |
| General Administration | \$22,000 |
| Libraries | \$1,320 |
| Municipal Buildings and Facilities | \$4,417 |
| Staff Development | \$2,000 |
| CHAUVIN | |
| Municipal Buildings and Facilities | \$48,502 |
| CHIPMAN | |
| General Administration | \$12,820 |
| Public Security and Safety | \$19,611 |

This report reflects the name and status in effect for each municipality at the time the report was produced. The estimated expenditures for each municipality include any revised operating spending plans as of August 29, 2016.

MUNICIPAL SUSTAINABILITY INITIATIVE - OPERATING
 2015 Report of Government-Wide Objectives for Municipal Grant Funding
 As of August 29, 2016

| <u>Village</u> | <u>Estimated Expenditures</u> |
|------------------------------|-------------------------------|
| CLIVE | |
| Public Security and Safety | \$10,000 |
| Roads and Bridges | \$21,401 |
| Solid Waste Management | \$4,531 |
| CLYDE | |
| Children and Family Services | \$2,927 |
| General Administration | \$14,000 |
| Libraries | \$2,500 |
| Parks, Sport and Recreation | \$10,000 |
| Roads and Bridges | \$12,000 |
| Solid Waste Management | \$10,000 |
| Staff Development | \$1,691 |
| Wastewater | \$5,000 |
| Water | \$5,000 |
| CONSORT | |
| Libraries | \$7,000 |
| Parks, Sport and Recreation | \$46,743 |
| Planning and Development | \$21,500 |
| Solid Waste Management | \$8,000 |
| COUTTS | |
| Libraries | \$32,523 |
| COWLEY | |
| Water | \$29,033 |
| CREMONA | |
| Governance | \$1,000 |
| Planning and Development | \$29,042 |
| CZAR | |
| General Administration | \$3,000 |
| Libraries | \$4,200 |
| Parks, Sport and Recreation | \$6,000 |
| Public Security and Safety | \$6,065 |
| Roads and Bridges | \$1,761 |
| Solid Waste Management | \$11,800 |

This report reflects the name and status in effect for each municipality at the time the report was produced. The estimated expenditures for each municipality include any revised operating spending plans as of August 29, 2016.

MUNICIPAL SUSTAINABILITY INITIATIVE - OPERATING
2015 Report of Government-Wide Objectives for Municipal Grant Funding
As of August 29, 2016

| <u>Village</u> | <u>Estimated Expenditures</u> |
|------------------------------------|-------------------------------|
| DELBURNE | |
| General Administration | \$5,081 |
| Governance | \$10,000 |
| Parks, Sport and Recreation | \$2,000 |
| Planning and Development | \$27,000 |
| Public Security and Safety | \$15,000 |
| Staff Development | \$1,500 |
| DELIA | |
| Children and Family Services | \$1,367 |
| General Administration | \$6,500 |
| Housing | \$5,000 |
| Libraries | \$3,062 |
| Planning and Development | \$1,980 |
| Solid Waste Management | \$3,000 |
| Water | \$5,771 |
| DEWBERRY | |
| Children and Family Services | \$1,000 |
| Roads and Bridges | \$9,000 |
| Wastewater | \$5,000 |
| Water | \$22,622 |
| DONALDA | |
| Culture | \$5,800 |
| Parks, Sport and Recreation | \$500 |
| Planning and Development | \$1,500 |
| Public Security and Safety | \$28,000 |
| Solid Waste Management | \$5,255 |
| DONNELLY | |
| Airports | \$5,493 |
| Children and Family Services | \$5,480 |
| General Administration | \$4,111 |
| Libraries | \$2,617 |
| Municipal Buildings and Facilities | \$2,762 |
| Planning and Development | \$5,790 |
| Public Security and Safety | \$16,968 |
| Roads and Bridges | \$3,500 |
| Wastewater | \$6,000 |

This report reflects the name and status in effect for each municipality at the time the report was produced. The estimated expenditures for each municipality include any revised operating spending plans as of August 29, 2016.

MUNICIPAL SUSTAINABILITY INITIATIVE - OPERATING
2015 Report of Government-Wide Objectives for Municipal Grant Funding
As of August 29, 2016

| <u>Village</u> | <u>Estimated Expenditures</u> |
|------------------------------------|-------------------------------|
| DUCHESS | |
| Parks, Sport and Recreation | \$53,675 |
| Public Security and Safety | \$33,000 |
| EDBERG | |
| General Administration | \$32,835 |
| EDGERTON | |
| General Administration | \$2,000 |
| Governance | \$2,000 |
| Municipal Buildings and Facilities | \$2,962 |
| Planning and Development | \$1,000 |
| Staff Development | \$1,062 |
| Wastewater | \$20,000 |
| Water | \$25,000 |
| ELNORA | |
| Children and Family Services | \$5,000 |
| General Administration | \$1,000 |
| Libraries | \$5,000 |
| Municipal Buildings and Facilities | \$10,000 |
| Parks, Sport and Recreation | \$4,536 |
| Planning and Development | \$4,000 |
| Roads and Bridges | \$23,000 |
| Staff Development | \$3,000 |
| Water | \$5,000 |
| EMPRESS | |
| Culture | \$8,500 |
| General Administration | \$3,000 |
| Planning and Development | \$9,786 |
| Roads and Bridges | \$9,605 |
| Solid Waste Management | \$1,907 |
| Staff Development | \$2,000 |
| FERINTOSH | |
| General Administration | \$26,378 |
| FOREMOST | |
| Solid Waste Management | \$43,038 |
| FORESTBURG | |
| Roads and Bridges | \$59,956 |

This report reflects the name and status in effect for each municipality at the time the report was produced. The estimated expenditures for each municipality include any revised operating spending plans as of August 29, 2016.

MUNICIPAL SUSTAINABILITY INITIATIVE - OPERATING
 2015 Report of Government-Wide Objectives for Municipal Grant Funding
 As of August 29, 2016

| <u>Village</u> | <u>Estimated Expenditures</u> |
|------------------------------|-------------------------------|
| GADSBY | |
| Public Security and Safety | \$1,826 |
| Roads and Bridges | \$3,000 |
| Solid Waste Management | \$1,300 |
| Wastewater | \$7,300 |
| GIROUXVILLE | |
| Airports | \$4,790 |
| Children and Family Services | \$2,209 |
| Culture | \$6,600 |
| Planning and Development | \$4,733 |
| Public Security and Safety | \$12,800 |
| Roads and Bridges | \$8,164 |
| Wastewater | \$2,379 |
| GLENDON | |
| Public Security and Safety | \$16,800 |
| Wastewater | \$14,087 |
| GLENWOOD | |
| Water | \$25,448 |
| HALKIRK | |
| Culture | \$5,000 |
| General Administration | \$5,000 |
| Planning and Development | \$3,000 |
| Public Security and Safety | \$3,000 |
| Roads and Bridges | \$5,000 |
| Staff Development | \$2,000 |
| Wastewater | \$1,632 |
| Water | \$4,000 |
| HEISLER | |
| Roads and Bridges | \$15,655 |
| Solid Waste Management | \$15,654 |
| HILL SPRING | |
| Water | \$26,632 |
| HINES CREEK | |
| Parks, Sport and Recreation | \$60,000 |
| Roads and Bridges | \$17,900 |
| Water | \$25,000 |

This report reflects the name and status in effect for each municipality at the time the report was produced. The estimated expenditures for each municipality include any revised operating spending plans as of August 29, 2016.

MUNICIPAL SUSTAINABILITY INITIATIVE - OPERATING
 2015 Report of Government-Wide Objectives for Municipal Grant Funding
 As of August 29, 2016

| <u>Village</u> | <u>Estimated Expenditures</u> |
|------------------------------------|-------------------------------|
| HOLDEN | |
| Culture | \$417 |
| General Administration | \$4,000 |
| Municipal Buildings and Facilities | \$5,320 |
| Parks, Sport and Recreation | \$10,550 |
| Public Security and Safety | \$41,141 |
| HUGHENDEN | |
| General Administration | \$39,993 |
| Libraries | \$953 |
| HUSSAR | |
| General Administration | \$4,000 |
| Libraries | \$1,504 |
| Municipal Buildings and Facilities | \$2,000 |
| Parks, Sport and Recreation | \$5,800 |
| Planning and Development | \$320 |
| Public Security and Safety | \$12,500 |
| HYTHE | |
| Libraries | \$8,000 |
| Parks, Sport and Recreation | \$47,797 |
| Public Security and Safety | \$9,570 |
| Roads and Bridges | \$1,000 |
| Solid Waste Management | \$16,500 |
| Staff Development | \$7,073 |
| Water | \$20,000 |
| INNISFREE | |
| Libraries | \$3,255 |
| Municipal Careers | \$13,295 |
| Planning and Development | \$21,000 |
| IRMA | |
| Children and Family Services | \$3,828 |
| Libraries | \$3,224 |
| Parks, Sport and Recreation | \$18,000 |
| Public Security and Safety | \$14,695 |

This report reflects the name and status in effect for each municipality at the time the report was produced. The estimated expenditures for each municipality include any revised operating spending plans as of August 29, 2016.

MUNICIPAL SUSTAINABILITY INITIATIVE - OPERATING
 2015 Report of Government-Wide Objectives for Municipal Grant Funding
 As of August 29, 2016

| <u>Village</u> | <u>Estimated Expenditures</u> |
|------------------------------------|-------------------------------|
| KITSCOTY | |
| Children and Family Services | \$4,206 |
| General Administration | \$21,480 |
| Libraries | \$2,300 |
| Municipal Buildings and Facilities | \$9,000 |
| Roads and Bridges | \$4,657 |
| Staff Development | \$2,015 |
| LINDEN | |
| Water | \$37,206 |
| LOMOND | |
| Children and Family Services | \$3,300 |
| General Administration | \$5,019 |
| Parks, Sport and Recreation | \$6,000 |
| Water | \$22,686 |
| LONGVIEW | |
| General Administration | \$19,766 |
| LOUGHEED | |
| Children and Family Services | \$1,700 |
| Culture | \$2,800 |
| General Administration | \$5,000 |
| Libraries | \$7,000 |
| Water | \$25,900 |
| MANNVILLE | |
| Children and Family Services | \$4,000 |
| Culture | \$2,100 |
| Parks, Sport and Recreation | \$42,243 |
| Roads and Bridges | \$42,000 |
| MARWAYNE | |
| Solid Waste Management | \$54,263 |
| Water | \$23,768 |
| MILO | |
| General Administration | \$23,584 |
| MORRIN | |
| Water | \$39,865 |
| MUNSON | |
| Water | \$27,577 |

This report reflects the name and status in effect for each municipality at the time the report was produced. The estimated expenditures for each municipality include any revised operating spending plans as of August 29, 2016.

MUNICIPAL SUSTAINABILITY INITIATIVE - OPERATING
 2015 Report of Government-Wide Objectives for Municipal Grant Funding
 As of August 29, 2016

| <u>Village</u> | <u>Estimated Expenditures</u> |
|------------------------------------|-------------------------------|
| MYRNAM | |
| Children and Family Services | \$2,800 |
| Culture | \$1,000 |
| General Administration | \$2,700 |
| Infrastructure Management | \$1,000 |
| Libraries | \$10,500 |
| Municipal Buildings and Facilities | \$12,600 |
| Parks, Sport and Recreation | \$2,500 |
| Planning and Development | \$3,000 |
| Public Security and Safety | \$2,500 |
| Staff Development | \$1,898 |
| Wastewater | \$5,000 |
| Water | \$5,500 |
| NAMPA | |
| Parks, Sport and Recreation | \$19,806 |
| NOBLEFORD | |
| Planning and Development | \$10,000 |
| Solid Waste Management | \$13,569 |
| PARADISE VALLEY | |
| Culture | \$8,100 |
| General Administration | \$1,500 |
| Libraries | \$2,000 |
| Municipal Buildings and Facilities | \$500 |
| Parks, Sport and Recreation | \$14,000 |
| Roads and Bridges | \$4,300 |
| Staff Development | \$500 |
| Water | \$2,500 |
| ROCKYFORD | |
| Wastewater | \$5,000 |
| Water | \$28,392 |

This report reflects the name and status in effect for each municipality at the time the report was produced. The estimated expenditures for each municipality include any revised operating spending plans as of August 29, 2016.

MUNICIPAL SUSTAINABILITY INITIATIVE - OPERATING
 2015 Report of Government-Wide Objectives for Municipal Grant Funding
 As of August 29, 2016

| <u>Village</u> | <u>Estimated Expenditures</u> |
|------------------------------------|-------------------------------|
| ROSALIND | |
| Children and Family Services | \$1,418 |
| General Administration | \$6,651 |
| Libraries | \$1,469 |
| Parks, Sport and Recreation | \$4,988 |
| Planning and Development | \$5,779 |
| Roads and Bridges | \$6,100 |
| Solid Waste Management | \$1,031 |
| Wastewater | \$7,175 |
| Water | \$290 |
| ROSEMARY | |
| General Administration | \$6,000 |
| Municipal Buildings and Facilities | \$16,000 |
| Parks, Sport and Recreation | \$32,500 |
| Planning and Development | \$31,384 |
| Public Security and Safety | \$15,000 |
| Roads and Bridges | \$25,000 |
| Water | \$3,500 |
| RYCROFT | |
| Water | \$74,679 |
| RYLEY | |
| Public Security and Safety | \$41,620 |
| SPRING LAKE | |
| Solid Waste Management | \$21,690 |
| STANDARD | |
| General Administration | \$4,102 |
| Libraries | \$1,500 |
| Staff Development | \$1,460 |
| Volunteer Development | \$1,990 |
| Water | \$19,000 |
| STIRLING | |
| Children and Family Services | \$7,000 |
| General Administration | \$10,000 |
| Libraries | \$20,000 |
| Parks, Sport and Recreation | \$49,511 |
| Public Security and Safety | \$35,000 |

This report reflects the name and status in effect for each municipality at the time the report was produced. The estimated expenditures for each municipality include any revised operating spending plans as of August 29, 2016.

MUNICIPAL SUSTAINABILITY INITIATIVE - OPERATING
 2015 Report of Government-Wide Objectives for Municipal Grant Funding
 As of August 29, 2016

| <u>Village</u> | <u>Estimated Expenditures</u> |
|------------------------------------|-------------------------------|
| THORSBY | |
| Culture | \$24,000 |
| General Administration | \$15,930 |
| Infrastructure Management | \$2,000 |
| Planning and Development | \$20,000 |
| Staff Development | \$1,700 |
| VETERAN | |
| Culture | \$12,500 |
| Libraries | \$1,000 |
| Municipal Buildings and Facilities | \$5,000 |
| Parks, Sport and Recreation | \$10,000 |
| Solid Waste Management | \$11,632 |
| VILNA | |
| Children and Family Services | \$1,400 |
| General Administration | \$3,000 |
| Libraries | \$580 |
| Municipal Buildings and Facilities | \$1,500 |
| Parks, Sport and Recreation | \$3,000 |
| Planning and Development | \$4,000 |
| Roads and Bridges | \$5,000 |
| Solid Waste Management | \$9,000 |
| Wastewater | \$5,000 |
| Water | \$11,382 |
| WABAMUN | |
| Water | \$21,843 |
| WARBURG | |
| Culture | \$6,000 |
| Libraries | \$6,000 |
| Municipal Buildings and Facilities | \$45,000 |
| Parks, Sport and Recreation | \$35,107 |
| Public Security and Safety | \$12,000 |

This report reflects the name and status in effect for each municipality at the time the report was produced. The estimated expenditures for each municipality include any revised operating spending plans as of August 29, 2016.

MUNICIPAL SUSTAINABILITY INITIATIVE - OPERATING
 2015 Report of Government-Wide Objectives for Municipal Grant Funding
 As of August 29, 2016

| <u>Village</u> | <u>Estimated Expenditures</u> |
|------------------------------------|-------------------------------|
| WARNER | |
| Airports | \$2,500 |
| Culture | \$3,500 |
| Environmental Sustainability | \$9,698 |
| General Administration | \$5,500 |
| Libraries | \$4,000 |
| Parks, Sport and Recreation | \$5,000 |
| Public Security and Safety | \$3,500 |
| Roads and Bridges | \$3,500 |
| Solid Waste Management | \$3,500 |
| Staff Development | \$5,483 |
| Wastewater | \$3,500 |
| Water | \$3,500 |
| WASKATENAU | |
| Planning and Development | \$8,772 |
| Roads and Bridges | \$13,942 |
| Solid Waste Management | \$10,547 |
| Wastewater | \$2,224 |
| Water | \$18,000 |
| WILLINGDON | |
| General Administration | \$5,500 |
| Governance | \$1,000 |
| Infrastructure Management | \$2,500 |
| Public Security and Safety | \$6,000 |
| Solid Waste Management | \$17,123 |
| Wastewater | \$2,500 |
| Water | \$8,000 |
| YOUNGSTOWN | |
| Culture | \$10,000 |
| General Administration | \$1,400 |
| Libraries | \$3,467 |
| Municipal Buildings and Facilities | \$2,000 |
| Parks, Sport and Recreation | \$11,893 |
| Planning and Development | \$5,000 |

This report reflects the name and status in effect for each municipality at the time the report was produced. The estimated expenditures for each municipality include any revised operating spending plans as of August 29, 2016.

MUNICIPAL SUSTAINABILITY INITIATIVE - OPERATING
 2015 Report of Government-Wide Objectives for Municipal Grant Funding
 As of August 29, 2016

| <u>Summer Village</u> | <u>Estimated Expenditures</u> |
|------------------------------|--------------------------------------|
| ARGENTIA BEACH | |
| General Administration | \$6,379 |
| BETULA BEACH | |
| Planning and Development | \$1,669 |
| Solid Waste Management | \$3,000 |
| BIRCH COVE | |
| Parks, Sport and Recreation | \$6,492 |
| BIRCHCLIFF | |
| General Administration | \$3,500 |
| Libraries | \$1,000 |
| Planning and Development | \$4,000 |
| Public Security and Safety | \$3,000 |
| Solid Waste Management | \$683 |
| BONDISS | |
| Solid Waste Management | \$10,204 |
| BONNYVILLE BEACH | |
| General Administration | \$1,000 |
| Governance | \$500 |
| Parks, Sport and Recreation | \$1,000 |
| Solid Waste Management | \$3,000 |
| Staff Development | \$600 |
| Wastewater | \$3,000 |
| Water | \$351 |
| BURNSTICK LAKE | |
| Roads and Bridges | \$1,993 |
| Solid Waste Management | \$3,200 |
| CASTLE ISLAND | |
| Roads and Bridges | \$5,087 |
| CRYSTAL SPRINGS | |
| General Administration | \$10,155 |
| GHOST LAKE | |
| Culture | \$1,000 |
| Roads and Bridges | \$1,785 |
| Solid Waste Management | \$10,500 |
| GOLDEN DAYS | |
| General Administration | \$12,063 |

This report reflects the name and status in effect for each municipality at the time the report was produced. The estimated expenditures for each municipality include any revised operating spending plans as of August 29, 2016.

MUNICIPAL SUSTAINABILITY INITIATIVE - OPERATING
2015 Report of Government-Wide Objectives for Municipal Grant Funding
As of August 29, 2016

| <u>Summer Village</u> | <u>Estimated Expenditures</u> |
|------------------------------------|--------------------------------------|
| GRANDVIEW | |
| General Administration | \$11,121 |
| GULL LAKE | |
| Solid Waste Management | \$10,807 |
| HALF MOON BAY | |
| General Administration | \$2,097 |
| Municipal Buildings and Facilities | \$1,000 |
| Public Security and Safety | \$1,000 |
| Solid Waste Management | \$1,000 |
| Staff Development | \$1,500 |
| HORSESHOE BAY | |
| Culture | \$3,000 |
| General Administration | \$1,182 |
| Parks, Sport and Recreation | \$1,000 |
| Public Security and Safety | \$3,052 |
| Roads and Bridges | \$1,958 |
| ISLAND LAKE SOUTH | |
| General Administration | \$3,500 |
| Parks, Sport and Recreation | \$4,000 |
| Roads and Bridges | \$603 |
| ITASKA BEACH | |
| Wastewater | \$5,682 |
| JARVIS BAY | |
| General Administration | \$3,000 |
| Parks, Sport and Recreation | \$3,000 |
| Public Security and Safety | \$3,500 |
| Staff Development | \$1,000 |
| Wastewater | \$1,721 |
| KAPASIWIN | |
| Solid Waste Management | \$1,449 |
| Water | \$3,587 |
| LAKEVIEW | |
| Public Security and Safety | \$2,800 |
| Solid Waste Management | \$2,697 |

This report reflects the name and status in effect for each municipality at the time the report was produced. The estimated expenditures for each municipality include any revised operating spending plans as of August 29, 2016.

MUNICIPAL SUSTAINABILITY INITIATIVE - OPERATING
2015 Report of Government-Wide Objectives for Municipal Grant Funding
As of August 29, 2016

| <u>Summer Village</u> | <u>Estimated Expenditures</u> |
|------------------------------------|--------------------------------------|
| LARKSPUR | |
| General Administration | \$3,600 |
| Municipal Buildings and Facilities | \$1,500 |
| Parks, Sport and Recreation | \$508 |
| Roads and Bridges | \$650 |
| MA-ME-O BEACH | |
| General Administration | \$11,175 |
| MEWATHA BEACH | |
| General Administration | \$3,600 |
| Parks, Sport and Recreation | \$3,500 |
| Public Security and Safety | \$250 |
| Roads and Bridges | \$1,582 |
| NAKAMUN PARK | |
| Public Security and Safety | \$6,304 |
| NORGLNWOLD | |
| General Administration | \$3,500 |
| Public Security and Safety | \$3,500 |
| Solid Waste Management | \$2,500 |
| Staff Development | \$1,248 |
| Wastewater | \$2,500 |
| NORRIS BEACH | |
| General Administration | \$7,013 |
| PARKLAND BEACH | |
| Public Security and Safety | \$6,500 |
| Solid Waste Management | \$4,074 |
| PELICAN NARROWS | |
| Solid Waste Management | \$10,533 |
| POINT ALISON | |
| Public Security and Safety | \$4,728 |
| POPLAR BAY | |
| General Administration | \$10,110 |
| ROCHON SANDS | |
| General Administration | \$1,555 |
| Libraries | \$525 |
| Municipal Buildings and Facilities | \$3,000 |
| Solid Waste Management | \$3,413 |

This report reflects the name and status in effect for each municipality at the time the report was produced. The estimated expenditures for each municipality include any revised operating spending plans as of August 29, 2016.

MUNICIPAL SUSTAINABILITY INITIATIVE - OPERATING
 2015 Report of Government-Wide Objectives for Municipal Grant Funding
 As of August 29, 2016

| <u>Summer Village</u> | <u>Estimated Expenditures</u> |
|------------------------------|--------------------------------------|
| ROSS HAVEN | |
| Parks, Sport and Recreation | \$10,504 |
| SANDY BEACH | |
| Public Security and Safety | \$10,431 |
| SEBA BEACH | |
| Solid Waste Management | \$11,859 |
| SILVER BEACH | |
| General Administration | \$8,166 |
| SILVER SANDS | |
| Public Security and Safety | \$10,533 |
| SOUTH BAPTISTE | |
| Solid Waste Management | \$6,948 |
| SOUTH VIEW | |
| Public Security and Safety | \$8,322 |
| SUNBREAKER COVE | |
| General Administration | \$2,500 |
| Parks, Sport and Recreation | \$1,500 |
| Public Security and Safety | \$1,700 |
| Roads and Bridges | \$2,060 |
| Solid Waste Management | \$2,100 |
| SUNDANCE BEACH | |
| General Administration | \$9,400 |
| SUNRISE BEACH | |
| General Administration | \$9,870 |
| SUNSET BEACH | |
| Solid Waste Management | \$6,735 |
| SUNSET POINT | |
| General Administration | \$3,000 |
| Roads and Bridges | \$6,953 |
| Solid Waste Management | \$854 |
| VAL QUENTIN | |
| General Administration | \$1,320 |
| Parks, Sport and Recreation | \$8,989 |
| WAIPAROUS | |
| Public Security and Safety | \$5,807 |
| Solid Waste Management | \$2,000 |

This report reflects the name and status in effect for each municipality at the time the report was produced. The estimated expenditures for each municipality include any revised operating spending plans as of August 29, 2016.

MUNICIPAL SUSTAINABILITY INITIATIVE - OPERATING
2015 Report of Government-Wide Objectives for Municipal Grant Funding
As of August 29, 2016

Summer Village

Estimated Expenditures

WEST BAPTISTE

Solid Waste Management \$7,171

WEST COVE

Public Security and Safety \$10,237

WHISPERING HILLS

General Administration \$4,400

Parks, Sport and Recreation \$5,420

Staff Development \$200

WHITE SANDS

General Administration \$10,569

YELLOWSTONE

Public Security and Safety \$9,965

This report reflects the name and status in effect for each municipality at the time the report was produced. The estimated expenditures for each municipality include any revised operating spending plans as of August 29, 2016.

MUNICIPAL SUSTAINABILITY INITIATIVE - OPERATING
 2015 Report of Government-Wide Objectives for Municipal Grant Funding
 As of August 29, 2016

| <u>Improvement District</u> | <u>Estimated Expenditures</u> |
|------------------------------------|--------------------------------------|
| I.D. NO. 04 (WATERTON) | |
| Culture | \$19,768 |
| I.D. NO. 09 (BANFF) | |
| Public Security and Safety | \$32,810 |
| I.D. NO. 12 (JASPER NATIONAL PARK) | |
| Public Security and Safety | \$12,472 |
| I.D. NO. 13 (ELK ISLAND) | |
| Roads and Bridges | \$8,889 |
| I.D. NO. 24 (WOOD BUFFALO) | |
| Roads and Bridges | \$20,011 |
| I.D. NO. 25 (WILLMORE WILDERNESS) | |
| Parks, Sport and Recreation | \$7,794 |
| KANANASKIS IMPROVEMENT DISTRICT | |
| Planning and Development | \$33,786 |
| Staff Development | \$10,000 |

This report reflects the name and status in effect for each municipality at the time the report was produced. The estimated expenditures for each municipality include any revised operating spending plans as of August 29, 2016.

MUNICIPAL SUSTAINABILITY INITIATIVE - OPERATING
2015 Report of Government-Wide Objectives for Municipal Grant Funding
As of August 29, 2016

Special Area

Estimated Expenditures

SPECIAL AREAS BOARD

Solid Waste Management

\$272,024

This report reflects the name and status in effect for each municipality at the time the report was produced. The estimated expenditures for each municipality include any revised operating spending plans as of August 29, 2016.

MUNICIPAL SUSTAINABILITY INITIATIVE - OPERATING
 2015 Report of Government-Wide Objectives for Municipal Grant Funding
 As of August 29, 2016

Metis Settlement

Estimated Expenditures

| | |
|-------------------------------|----------|
| ELIZABETH METIS SETTLEMENT | |
| Parks, Sport and Recreation | \$10,198 |
| Public Security and Safety | \$10,000 |
| FISHING LAKE METIS SETTLEMENT | |
| Water | \$19,273 |
| GIFT LAKE METIS SETTLEMENT | |
| Parks, Sport and Recreation | \$7,649 |
| Roads and Bridges | \$7,000 |
| Solid Waste Management | \$6,000 |
| KIKINO METIS SETTLEMENT | |
| Public Security and Safety | \$15,000 |
| Staff Development | \$5,721 |
| PEAVINE METIS SETTLEMENT | |
| Planning and Development | \$20,123 |

This report reflects the name and status in effect for each municipality at the time the report was produced. The estimated expenditures for each municipality include any revised operating spending plans as of August 29, 2016.

MUNICIPAL SUSTAINABILITY INITIATIVE - OPERATING
2015 Report of Government-Wide Objectives for Municipal Grant Funding
As of August 29, 2016

Other

Estimated Expenditures

TOWNSITE OF REDWOOD MEADOWS ADMIN SOC

Municipal Buildings and Facilities

\$24,232

This report reflects the name and status in effect for each municipality at the time the report was produced. The estimated expenditures for each municipality include any revised operating spending plans as of August 29, 2016.